



NIGER STATE GOVERNMENT OF NIGERIA

**REPORT OF THE
ACCOUNTANT GENERAL
WITH FINANCIAL STATEMENTS**

FOR THE YEAR ENDED 31ST DECEMBER, 2020



BRIEF NOTE ON NIGER STATE

CREATION

Created 3rd February, 1976 from what used to be called North-western State during the regime of General Murtala Mohammed, Niger State actually began functioning as from April 1st of that year. There were originally eight LGAs, namely; Chanchaga, Rafi, Gbako, Etswan, Suleja, Mariga, Magama and Lavun. The Agaie and Lapai LGAs later came out of Etswan Local Government.

Between 1979 and 1983 when Malam Muhammadu Awwal Ibrahim was Executive Governor of the State. Eighteen LGAs were being managed by the administration: Kuta, Paikoro, Chanchaga, Rafi, Gbako, Katcha, Lemu, Lapai, Agaie, Suleja, Mariga, Bangi, Kagara, Magama, Auna, Lavun, Mokwa and Jima-Doko, but when the military came into power in 1984, it was returned to the original LGA structure. Chanchaga was split into two, Minna Municipal Council with Minna as Headquarters. Kuta remained the Headquarters of Shiroro LGA, the former name of Chanchaga LGA.

The LGAs in Niger State become nineteen (19) in 1991 when President Ibrahim Babangida created nine (9) states and additional LGAs in Nigeria. By 1996 when late General Sani Abacha created six (6) additional states and 182 LGAs in the entire country, Niger State got additional six (6) LGAs, namely, Katcha, Munya, Mashegu, Edati, Tafa and Mariga, bringing the total to 25 LGAs.

In the year 2002, the Civilian administration of Engr. Abdulkadir A. Kure responded to the clarion call of the people for the creation of additional local government areas. To this end, 17 additional new local government areas were created out of the existing ones; bringing the total number of local governments to 42.

However, because this was not gazette by the National Assembly as enshrined in the constitution, the new LGAs were dissolved and converted to Area Development Council. Thus, the status quo of 25 LGAs was maintained.

LOCATION

The State lies on latitude 3.20 degree East and longitude 11.30 degree North. Kaduna State and the FCT are her borders to the North-East and South-East respectively; Zamfara State borders the North, Kebbi State in the West, Kogi State in the South and Kwara State in the South-West. The Republic of Benin along Agwara LGA borders in the North-West. The State covered a land area of 77,244 square kilometers which is 8% of the total land area of Nigeria. With the merger, the landmass is now 76,481.1 square kilometers, about 10% of the total land area of Nigeria.

SOIL

The soil types in Niger State are two: Ku soil and Ya soil. The Ku soil has little erosion hazard, while the Ya soil has better holding capacity.



POPULATION

As at 1961, the population of Niger State was 1,194,508. The 1991 population figure indicates Niger State as provisionally containing 2,241,581. The 2006 population and housing census puts the state's population at 3,950,249.

RELIGION

Predominately, the people are Muslims and Christians while others are traditional religionist and Atheists.

TRIBES AND ETHNIC DIVISION

Though there are three most pronounced ethnic groups (Nupe, Gbagyi and Hausa), there are many other groups living happily with one another – Kadara, Koro, Baraba, Kakanda, Gana-Gana, Dibo, Kambari, Kamuku, Pangu, Dukawa and Igwai. Niger State also has numerous settlers from other parts of the country living peacefully and contributing their quota to the social, political, economic and cultural development of the state. Tribes like Igbo, Yoruba, Igbira, Igala and numerous others from other states also settle in Niger State.

ECONOMY

Niger State possesses fertile land as a cherished asset and the potentials are yet to be fully explored. The even climate, rich annual rainfall and availability of wide variety of mineral and agricultural resources all attest to the economic potential of the state. Every government that has come to power endeavoured to provide good infrastructure such as Roads, Electricity, Water and Communication facilities, to make way for interested investors. Some natural and mineral resources found in the state include Talc, Copper, Iron, Lead, Kaolin, Cassiterite, Columbite, Mica, Quartzite and Limestone. Niger State is also a home of Electricity Power Supply to the nation and abroad as evidence in the three hydroelectric power stations situated at Kainji, Jebba and Shiroro.

TOURISM

Niger State is one of the richest in the country in terms of tourism. Some of the attractions are Zuma Rock, Gurara Falls, Baro Empire Hill, Lord Lugard Colonial Ruins at Zungeru and Nagwamaste Well. One of the prominent festivals is the Gani Cultural Festival while the Kainji Lake National Park is one of the best in Nigeria.

CLIMATE

Niger State experiences distinct dry and wet seasons with annual rainfall varying from 1,100mm in the northern part to 1,600mm in the southern parts. The maximum temperature (usually not more than 94 degrees centigrade) is recorded between March and June; while the minimum is usually between December and January. The rainy seasons last for about 150 days in the northern parts to about 120 days in the southern parts of the state. Generally, the fertile soil and hydrology of the State permits the cultivation of most of Nigeria's staple crops and still allows sufficient opportunities for grazing, fresh water fishing and forestry development.



INDUSTRIALIZATION

The government of Niger State is aware that the true development of any nation depends on her level of industrialization.

For this reason, concerted efforts have been made to ensure rapid industrialization. Being largely an agrarian state, Niger State can support a large variety of agro-allied industries. Also, the State has a lot of mineral resources that can serve as basis of many other industries; such resources include Gold, Silica, Sand, Kyanite, Marble, Copper, Iron, Feldspar, Lead, Columbite, Kaolin and Tantalite.

In order to induce industrialists to invest heavily in tapping these resources, government has put in place many incentives such as provision of well-serviced industrial layout, guaranteed accelerated processing of application for industrial plot and even financial assistance in form of loans and equity participation by the government in certain cases. Other facilities like telecommunication, postal services, etc., are adequately provided in the state for effective business contacts. The slate has an international airport and is well linked to all parts of Nigeria by road and rail.

MINERAL RESOURCES

The geological location of Niger State endows it with abundant minerals resources. Rich commercial deposits of various types of industrial minerals of high quality are available in the state which can be used for domestic and export purposes.

ELECTRICITY

Niger State is the acclaimed “power house” of the Shiroro Hydro-Electric Power Station commissioned in June 1990 by President Ibrahim Babangida with initial capacity of 600mega watts, the renown 500mw Kainji generating plant and the Jebba Hydro Electric Dam. It is a fact that all major towns in the State and indeed all local government headquarters except few have been connected to the national grid.

Similarly, other smaller towns that cannot readily enjoy electricity from the national grid are being served by the State Rural Electrification efforts. Therefore, electricity supply does not pose a problem to potential investors in Niger State.

LOCAL GOVERNMENT AREAS AND THEIR HEADQUARTERS

S/N	NAME OF LGA	HEADQUARTERS
1.	Agaie	Agaie
2.	Agwara	Agwara
3.	Bida	Bida
4.	Borgu	New BUsa
5.	Bosso	Maikunkele
6.	Edati	Enagi
7.	Gbako	Lemu
8.	Gurara	Gawu Babangida
9.	Katcha	Katcha



10.	Kontagora	Kontagora
11.	Lapai	Lapai
12.	Lavun	Kutigi
13.	Magama	Nasko
14.	Mariga	Bangi
15.	Mashegu	Mashegu
16.	Chanchaga	Minna
17.	Mokwa	Mokwa
18.	Munya	Sarkin Pawa
19.	Paikoro	Paiko
20.	Rafi	Kagara
21.	Rijau	Rijau
22.	Shiroro	Kuta
23.	Suleja	Suleja
24.	Tafa	Sabon Wuse
25.	Wushishi	Wushishi



BUDGET HIGHLIGHT YEAR 2020

INTRODUCTION

The Year 2020 Budget tagged ‘**BUDGET OF INCLUSIVENESS AND SUSTAINABLE DEVELOPMENT**’ was prepared with the objective of responding to the demands and aspirations of the various communities, which the citizens expressed during the budget consultative meetings.

To this effect, an Original Budget size of **₦155,859,814,751.82** (One Hundred and Fifty-Five Billion, Eight Hundred and Fifty-Nine million, Eight Hundred and Fourteen Thousand, Seven Hundred and Fifty-One Naira and Eighty-Two Kobo only) was approved by the House of Assembly and assented by the Executive Governor. The summary of the budget is as follows.

RECURRENT RECEIPT:	AMOUNT	PERCENTAGE
STATUTORY ALLOCATION	66,790,517,202.00	42.85%
VALUE ADDED TAX	18,690,115,860.00	11.99%
IGR	10,870,321,630.88	6.97%
TOTAL RECURRENT	96,350,954,692.88	61.82%
CAPITAL RECEIPT:		
DIVIDEND NORTH SOUTHPOWER	400,000,000.00	0.26%
NIGERIAN ELECTRICITY (NELCO)	3,825,000,000.00	2.45%
FEDERAL GOVERNMENT ROADS	133,543,785.00	0.09%
PENSION ADMINISTRATORS	3,350,000,000.00	2.15%
FAMILY HOME PROG. (FMOF)	2,000,000,000.00	1.28%
AID AND GRANTS	17,174,968,542.00	11.02%
BOND	10,500,000,000.00	6.74%
COMMERCIAL BANK LOAN	8,091,549,338.99	5.19%
OTHER CAPITAL RECEIPTS	14,033,798,392.95	9.00%
TOTAL CAPITAL RECEIPT	59,508,860,058.94	38.18%
TOTAL REVENUE	155,859,814,751.82	100.00%



RECURRENT EXPENDITURE

	AMOUNT	PERCENTAGE
PERSONEL COST	35,688,395,130.62	22.96%
SOCIAL BENEFIT	1,953,713,347.00	1.26%
OVERHEAD	14,426,700,000.00	9.28%
GRANTS AND CONTRIBUTIONS	17,933,415,615.50	11.54%
TOTAL RECURRENT EXPENDITURE	70,002,224,093.12	45.03%

CAPITAL EXPENDITURE

	AMOUNT	PERCENTAGE
ADMIN SECTOR	8,052,230,000.00	5.18%
ECONOMIC SECTOR	55,650,749,083.70	35.80%
LAW AND JUSTICE SECTOR	1,777,000,000.00	1.14%
SOCIAL SECTOR	19,977,611,575.00	12.85%
TOTAL CAPITAL EXPENDITURE	85,457,590,658.70	54.97%
TOTAL EXPENDITURE	155,459,814,751.82	100.00%

Due to the Covid-19 which affected the whole world and other prevailing economic realities in the country, the 2020 financial year was revised downwards to ₦117,827,097,799.74 (One Hundred and Seventeen Billion, Eight Hundred and Twenty-Seven Million, and Ninety-Seven Thousand, Seven Hundred and Ninety-Nine Naira, Seventy-Four Kobo) only. The breakdown of the Revised Budget is as follows:

REVISED BUDGET YEAR 2020

RECURRENT RECEIPT:	AMOUNT	
STATUTORY ALLOCATION	38,068,068,981.78	32.31%
VALUE ADDED TAX	14,391,389,212.20	12.21%
IGR	6,574,354,284.75	5.58%
TOTAL RECURRENT	59,033,812,478.73	



CAPITAL RECEIPT:

DIVIDEND NORTH SOUTHPower	400,000,000.00	0.34%
NIGERIAN ELECTRICITY (NELCO)	3,825,000,000.00	3.25%
FEDERAL GOVERNMENT ROADS	133,543,785.00	0.11%
PENSION ADMINISTRATORS	3,350,000,000.00	2.84%
FAMILY HOME PROG. (FMOF)	2,000,000,000.00	1.70%
INTERNAL AND EXTERNAL GRANT	27,473,985,392.86	23.32%
BOND	10,500,000,000.00	8.91%
COMMERCIAL BANK LOAN	8,990,600,000.00	7.63%
CONTRACT FINANCING	2,120,156,143.15	1.80%
TOTAL CAPITAL RECEIPT	58,793,285,321.01	
TOTAL REVENUE	117,827,097,799.74	100.00%

RECURRENT EXPENDITURE:

PERSONEL COST	27,272,839,248.31	23.15%
COVID-19 PERSONEL ALLOWANCES	4,609,106,336.78	3.91%
OVERHEAD	10,007,262,588.33	8.49%
COVID-19 RELATED OVERHEAD	1,976,800,000	1.68%
PUBLIC DEBT CHARGES	5,993,283,476.07	5.09%
TOTAL RECURRENT EXPENDITURE	49,859,291,649.49	42.32%



CAPITAL EXPENDITURE:	AMOUNT	PERCENTAGE
LAND AND BUILDINGS	14,012,573,346	11.89%
INFRASTRUCTURE	32,570,100,224	27.64%
PLANT AND MACHINERY	906,888,594	0.77%
OFFICE EQUIPMENT	574,634,799	0.49%
OTHER PROPERTY, PLANT AND EQUIPMENT	112,926,847	0.10%
INTANGIBLE ASSETS	435,170,992	0.37%
COVID-19 CAPITAL EXPENDITURE	19,355,511,349.80	16.43%
TOTAL CAPITAL EXPENDITURE	67,967,806,150	57.68%
TOTAL EXPENDITURE	117,827,097,799.92	100.00%

BUDGET PERFORMANCE

In the year 2020, Niger State Government received the sums of One hundred and fourteen Billion, three Hundred and seventy five Million, eight Hundred and Forty nine Thousand, and nine Hundred and eighty four Naira. Sixty kobo was realized (₦114,375,849,984.60) out of the budgeted amount of ₦ 117,827,097,799.74 which is only 97.07% of the budgeted amount.

RECURRENT RECEIPT:	BUDGETED	ACTUAL	PERFORMANCE
STATUTORY ALLOCATION	38,068,068,981.78	46,879,215,385.50	12.15%
VALUE ADDED TAX	14,391,389,212.20	15,874,494,889.01	110.31%
IGR	6,574,354,284.75	10,565,307,423.27	160.70%
TOTAL RECURRENT	59,033,812,478.73	73,319,017,697.78	124.20%



CAPITAL RECEIPT:	BUDGETED	ACTUAL	PERFORMANCE
DIVIDEND NORTH SOUTHPOWER	400,000,000.00	521,931,862.00	130.50%
NIGERIAN ELECTRICITY (NELCO)	3,825,000,000.00	-	0%
FEDERAL GOVERNMENT ROADS	133,543,785.00	-	0%
PENSION ADMINISTRATORS	3,350,000,000.00	-	0%
FAMILY HOME PROG. (FMOF)	2,000,000,000.00	-	0%
INTERNAL AND EXTERNAL GRANT	27,473,985,392.86	10,519,425,899.01	38.29%
BOND	10,500,000,000.00	-	0%
COMMERCIAL BANK LOAN	8,990,600,000.00	25,760,534,648.00	286.53%
CONTRACT FINANCING	2,120,156,143.15	4,254,939,877.81	200.69%
TOTAL CAPITAL RECEIPT	58,793,285,321.01	41,056,832,286.82	18.78%
TOTAL REVENUE	117,827,097,799.74	114,375,849,984.60	97.07%

EXPENDITURE

RECURRENT EXPENDITURE:

In the year Under Review, the actual Recurrent Expenditure stood at Sixty-Three Billion, Nine Hundred and Forty-One Million, Fifty-Eight Thousand, Nine Hundred and Twenty-Five Naira, Eighty-Nine Kobo (₦63,941,058,925.89) out of the budgeted amount of ₦42,859,291,649.49 representing 128.24% of the budgeted figure.



RECURRENT EXPENDITURE	BUDGETED	ACTUAL	PERFORMANCE
SALARIES & WAGES	27,272,839,248.31	29,311,165,177	107.47%
COVID PERSONNEL ALLOWANCES	4,609,106,337	4,505,403,557	97.75%
SOCIAL BENEFITS		9,801,307,108	0.00%
OVERHEAD COST	10,007,262,588.33	11,643,525,504	116.35%
COVID -19 OVERHEAD COSTS	1,976,800,000	1,564,217,120	79.13%
GRANT & CONTRIBUTIONS		3,297,092,706	0.00%
PUBLIC DEBT CHARGES	5,993,283,476.07	3,818,347,754	63.71%
TOTAL RECURRENT EXPENDITURE	49,859,291,649.49	63,941,058,925.89	128.24%

In the year under review, ₦43,205,125,032.00 was spent on investing activities out of ₦67,967,806,150.00 that was budgeted for, representing 63.57% of the budgeted amount.

	BUDGETED	ACTUAL	PERFORMANCE
LAND AND BUILDINGS	14,012,573,346	7,274,638,522	51.92%
INFRASTRUCTURE	32,570,100,224	16,908,793,261	51.92%
PLANT AND MACHINERY	906,888,594	470,811,930	51.92%
OFFICE EQUIPMENT	574,634,799	298,322,110	51.92%
OTHER PROPERTY, PLANT AND EQUIPMENT	112,926,847	58,626,062	51.92%
INTANGIBLE ASSETS	435,170,992	225,919,364	51.92%
COVID-19 CAPITAL EXEPNDITURE	19,355,511,349.80	17,968,013,783	92.83%
TOTAL CAPITAL EXEPNDITURE	67,967,806,150	43,205,125,032	63.57%
TOTAL EXPENDITURE	117,827,097,799.92	107,146,183,958.11	90.94%

OVERALL PERFORMANCE

The year 2020 has an overall performance as follows:

REVENUE	BUDGET	ACTUAL
	117,827,097,799.74	114,375,849,984.60

This represents a total of 97.07% of the budget revenue and that of expenditure which is as follows:



EXPENDITURE

BUDGET

ACTUAL

117,827,097,799.74

107,146,183,958.11

Equally represents 90.94%. Overall, the budget performed at 90.94% within the 2020 fiscal year.

APPRECIATION

God Almighty has been our sustenance, for this, we are very thankful and we appreciate Him for His mercies on us.

My deep appreciations go to His Excellency, Alhaji Abubakar Sani Bello, the Executive Governor of Niger State, the Director, Final Accounts and the entire staff of Final Account Department, Office of the Accountant General of Niger State on whose task lies the responsibility for the preparation and production of this report, had not rested since the adoption of IPSAS (Cash) in 2017 and subsequent migration to IPSAS (Accrual) in 2020 as first time adopters.

I commend them for been consistent and dutiful throughout these years, the efforts of staff of Central Account, Inspectorate division, Ministries, Departments and Agencies are worth of mention and recognized in the preparation of this report, I also appreciate the support of the Honourable Commissioner of Finance, the Permanent Secretary and other management staff of the Ministry.

CONCLUSION

The financial analysis contained in this report shows clearly Government's commitment and effort at delivering on its promises to the populace and impacting on their lives positive.

ALHAJI SAIDU ABDULLAHI, MBA, FCNA, FCTI, FCSA (USA)
ACCOUNTANT GENERAL NIGER STATE



NIGER STATE MINISTRY OF FINANCE

OFFICE OF THE ACCOUNTANT GENERAL

HEADQUARTERS MINNA

*in reply please quote
Ref. Number and Date*

Cable & Telegram: Funds Minna
Telephone: 066-221937



Ref No:.....

PRIVATE MAIL BAG 55,
MINNA,
NIGER STATE,
NIGERIA.

RESPONSIBILITY OF THE ACCOUNTANT GENERAL

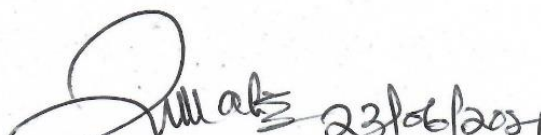
The Financial Statements have been prepared by the Accountant General of Niger State in accordance with the provisions of Finance (Control and Management) Act, 1958 now CAP F26 LFN 2004 and Niger State Public Financial Management Law, 2015 (revised).

The Financial Statements comply with the Generally Accepted Accounting Practice and the provision of International Public Sector Accounting Standards (IPSAS) accrual basis of accounting as issued by the International Public Sector Accounting Standards board, and other National Treasury Circular No. OAGF/CAD/POL./C.301/VOL.1 dated 23rd October 2014 as issued for the three tiers of governments. As indicated in the accounting policies, Niger State Government, as a first-time adopter, has taken advantage of exemptions that affect fair value and compliance with Accrual basis IPSAS in respect of inventories, plant, properties and equipment, biological assets, intangible assets, concession assets and other related liabilities acquired earlier than 2019.

The Accountant General of the State is responsible for:

- a) Establishment and maintaining adequate system of internal control to provide adequate and reasonable assurance that transaction reported are recorded accurately and are within statutory authority;
- b) Ensuring the integrity and objectivity of the financial statement to reflect the financial position of the State as at 31st December, 2020.

The Accountant General further accepts responsibility for the maintenance of accounting records that may be relied upon in the preparation of financial statements as well as adequate system of internal financial control.


.....


ALHAJI SAIDU ABDULLAHI, MBA, FCNA, FCTI, FCCA (USA)
Accountant General
Niger State



NIGER STATE GOVERNMENT OF NIGERIA
OFFICE OF THE STATE AUDITOR GENERAL

Abdulkareem Lafene, Secretariat, P.M.B 47, Minna-Niger State, Nigeria

Telephone No. 066-221796. Telegram NIGAUDIT.



In reply please quote
Ref: Number and date

AUDIT CERTIFICATE

The Financial Statements and Accounts of the Government of Niger State of Nigeria for the year ended 31st December, 2020 have been audited in accordance with section 125 sub-section 2 of the constitution of the Federal Republic of Nigeria 1999 (as amended) and the Niger State Audit Law of 2015.

The Audit was conducted in accordance with International Standard on Auditing and INTOSAI Auditing Standards.


In the course of the audit, I evaluated the overall adequacy of the information presented in the General-Purpose Financial Statements which were prepared in accordance with International Public Sector Accounting Standards (IPSAS) accrual basis as described in Note 1-41, I have obtained information and explanations that to the best of my knowledge was relevant and necessary for the purposes of the audit. This audit has provided me with reasonable evidences and assurances which formed the basis for my independent opinion.

In my opinion, the Financial Statements which are in agreement with the books of accounts and records shows a true and fair view of the financial position of the Government of Niger State for the year ended 31st December, 2020 and the transactions for the fiscal year ended at that date.

Office of the State Auditor General

P.M.B. 47

Minna

 25/06/2021

Garba Abdullahi Abubakar
Acting Auditor General,
Niger State.

...shared vision and unlimited opportunities



1: Consolidated Statement of Financial Performance (Income & Expenditure)

For the Year Ended 31st December, 2020

Previous Year Actual (2019)		Notes	Actual 2020	Final Budget 2020	Initial/ Original Budget 2020	Supplementary Budget 2020	Variance on Final Budget
			₦	₦	₦	₦	₦
	REVENUE						
65,360,859,318	Government Share of FAAC (Statutory Revenue)	1	62,753,710,275	52,459,458,194	85,480,633,062	33,021,174,868	10,294,252,081
13,272,516,670	Tax Revenue	2	8,291,370,049	4,482,142,282	7,683,672,484	3,201,530,201	3,809,227,767
340,703,126	Non-Tax Revenue	3	2,268,928,763	1,692,212,003	3,186,649,147	1,494,437,145	576,716,761
-	Investment Income	4	521,931,862	400,000,000.00	400,000,000.00	-	121,931,862
143,866,785	Interest Earned	5	5,008,611	-	-	-	5,008,611
6,277,052,839	AID & Grants	6	10,519,425,899	27,473,985,392.86	17,174,968,542.00	10,299,016,851	16,954,559,494
-	Other Capital Receipts	7	-	-	-	-	-
-	Debt Forgiveness	8	-	-	-	-	-
120,177,419	Other Revenue	9	-	-	2,000,000,000	- 2,000,000,000	-
85,515,176,157	Total Revenue		84,360,375,459	86,507,797,872	115,925,923,235	- 29,418,125,363	2,147,422,413
	EXPENDITURE						
30,952,060,985	Salaries & Wages	10	29,311,165,177	27,272,839,248.31	35,688,395,130.62	- 8,415,555,882	2,038,325,929
	COVID Personnel Allowances	10	4,505,403,557	4,609,106,337	-	-	-
-	Allowances & Social Contribution	11	-	-	1,953,713,347	- 1,953,713,347	-
6,401,701,074	Social Benefits	12	9,801,307,108		17,933,415,616	- 17,933,415,616	9,801,307,108
18,268,946,233	Overhead Cost	13	11,643,525,504	10,007,262,588	14,426,700,000	- 4,419,437,412	1,636,262,916
	COVID -19 Overhead costs	13	1,564,217,120	1,976,800,000			
2,598,897,122	Grant & Contributions	14	3,297,092,706	-	-	-	3,297,092,706
-	Subsidies	15	-	-	-	-	-
2,847,995,608	Depreciation Charges	16	5,595,067,515	-	-	-	5,595,067,515
11,682,012	Impairment Charges	17	-	-	-	-	-
53,793,950	Amortization Charges	18	98,977,823	-	-	-	98,977,823
-	Bad Debts Charges	19	-	-	-	-	-
61,135,076,983	Total Expenditure		65,816,756,511	43,866,008,173	70,002,224,093	- 26,136,215,920	21,950,748,337



1: Consolidated Statement of Financial Performance (Cont'd.)

Previous Year Actual (2019)		Notes	Actual 2020	Final Budget 2020	Initial/ Original Budget 2020	Supplementary Budget 2020	Variance on Final Budget
			₦	₦	₦	₦	₦
24,380,099,174	Surplus/(deficit) from Operating Activities for the Period		18,543,618,948	42,641,789,698	45,923,699,142	- 3,281,909,444	24,098,170,750
- 2,193,517,617	Public debt charges	20	3,818,347,754	5,993,283,476.07	-	5,993,283,476	9,811,631,230
-	Gain/ Loss on Disposal of Asset	21	-	-	45,923,699,142	45,923,699,142	-
-	Gain/Loss on Exchange Transaction	22	-	-	-	-	-
2,193,517,617	Total non-operating revenue (expenses)		3,818,347,754	5,993,283,476	45,923,699,142	51,916,982,618	9,811,631,230
						-	-
						-	-
22,186,581,556	Surplus/(deficit) from Ordinary Activities		14,725,271,194	48,635,073,174	-	48,635,073,174	33,909,801,980
-	Non-Controlling Interest Share of surplus/ (deficit)	23	-	-	-	-	-
22,186,581,556	Net Surplus/ (Deficit) for the Period		14,725,271,194	48,635,073,174	-	48,635,073,174	33,909,801,980



2: Consolidated Statement of Financial Position (Balance Sheet)

As at 31st December, 2020

	Ref.	Notes	2020	2020	2019	2019
			₦	₦	₦	₦
ASSETS						
Current Assets						
Cash and cash equivalents	3101	24	5,194,857,154		7,581,810,865	
Inventories	3105	25	-			
Receivables	3106	26	2,856,221,986			
Prepayments	3108	27	-			
A				8,051,079,140		7,581,810,865
Non-current assets						
Loans Granted	3110	28	-			
Investments	3109	29	2,972,280,417		2,396,659,635	
Fixed Assets-Property, Plant & Equipment	3201	30	67,591,936,734		30,207,798,581	
Investment Property	3202	31	-		-	
Intangible Assets	3301	32	342,117,342		215,175,802	
B				70,906,334,493		32,819,634,017
Total Assets	C = A + B			78,957,413,633		40,401,444,882
LIABILITIES						
Current Liabilities						
Deposits	4101	33	-		-	
Loans & Debts (Short-term)	4102	34	1,064,673,782		1,600,062,915	
Unremitted Deductions	4103	35	-		-	
Accrued Expenses (Including Pension & Gratuity)	4104	36	17,298,331,492		14,046,081,124	
Current portion of borrowings	4105	37	3,435,098,188		-	
D				21,798,103,462		15,646,144,040



2: Consolidated Statement of Financial Position (Cont'd.)

	Ref.	Notes	2020	2020	2019	2019
			₦	₦	₦	₦
Non-Current Liabilities						
Public Funds	4601	38	-		-	
Borrowings	4602	39	78,366,244,165		60,687,506,031	
E				78,366,244,165		60,687,506,031
Total Liabilities: F = D + E				100,164,347,627		76,333,650,071
Net Assets: G = C - F				- 21,206,933,995		- 35,932,205,189
NET ASSETS/EQUITY						
Reserves	4701	40	-		-	
Accumulated surpluses/(deficits)	4702	41	- 21,206,933,994		- 35,932,205,189	
				- 21,206,933,994		- 35,932,205,189
Total Net Assets/Equity:				- 21,206,933,994		- 35,932,205,189



3: Consolidated Statement of Cash Flow

For the Year Ended 31st December, 2020

	Notes	2020	2019
		₦	₦
CASH FLOWS FROM OPERATING ACTIVITIES			
Inflows			
Government share of FAAC (Statutory Revenue)	1	46,647,366,064	52,302,331,599
Government Share of VAT	1	15,874,494,889	13,058,527,718
Tax Revenue	2	8,291,370,049	13,272,516,670
Non-tax Revenue	3	2,268,928,763	340,703,126
Interest Earned	5	5,008,611	143,866,785
Aid & Grants	6	10,519,425,899	6,277,052,839
Other Revenue	9	-	120,177,419
Total Inflow from Operating Activities		83,606,594,275	85,515,176,157
Outflows			
Salaries and wages	10	29,311,165,177	30,952,060,985
COVID Personnel Allowances	10	-	4,505,403,557
Social benefits	12	6,549,056,740	6,401,701,074
Overhead costs	13	11,643,525,504	18,268,946,233
COVID Related Overheads	13	1,564,217,120	
Grant & Contribution	14	3,297,092,706	2,598,897,122
Finance Cost	20	3,818,347,754	2,193,517,617
Total Outflow from Operating Activities		60,688,808,558	60,415,123,031
Net Cash Inflow/(Outflow) From Operating Activities*		22,917,785,716.75	25,100,053,126



3: Consolidated Statement of Cash Flow (Cont'd.)

CASH FLOW FROM INVESTING ACTIVITIES			
Proceeds from Sales of PPE		-	-
Proceeds from Sales of investment property		-	-
Proceeds from the sales of intangible assets		-	-
Proceeds from the sales of investment		-	-
Dividends Received	5	521,931,862	
Purchase/ Construction of PPE	30	37,011,191,885	33,055,794,189
Purchase/ Construction of PPE (COVID Response)	30	5,968,013,783	
Purchase/ Construction of Investment Property		-	-
Purchase of intangible Assets		225,919,364	268,969,752
Acquisition of investments		<u>575,620,782</u>	-
Net Cash Flow from Investing Activities		<u>43,258,813,952</u>	<u>33,324,763,941</u>
CASH FLOW FROM FINANCING ACTIVITIES			
Proceeds from Borrowings		25,760,534,648	7,988,317,938
Repayment of Borrowings		7,806,460,123	7,125,645,354
Distribution of surplus/Dividends Paid		-	-
Net Cash Flow from Financing Activities		<u>17,954,074,525</u>	<u>862,672,584</u>
Net Cash Flow from all Activities		<u>2,386,953,711</u>	<u>7,362,038,230</u>
Cash & Its Equivalent as at 1/1/2020		<u>7,581,810,865</u>	<u>14,943,849,094</u>
Cash & Its Equivalent as at 31/12/2020	2	<u>5,194,857,154</u>	<u>7,581,810,865</u>



3: Consolidated Statement of Cash Flow (Cont'd.)

Notes: 1			
RECONCILIATION:			
Surplus/ (Deficit) per Statement of Performance		13,765,271,194	
Dividend received		521,931,862	-
Add Back Non-Cash Movement Items:			-
Depreciation Charges	6,555,067,515		-
Amortisation	98,877,823		-
Impairment	-		-
Debt Forgiveness	-		-
		6,653,945,338	
		19,897,284,671	
Net Movement in Current Assets/Liabilities.			
Net Movement in Inventories			-
Net Movement in Receivables			-
Net Movement in Payables	3,252,250,367.56	3,252,250,368	
Net Cash Flow from Operating Activities		23,149,535,038	
Note 2			
Cash & its equivalent as at 31/12/20			
Cash balances			-
Bank balances		5,194,857,154	
Bank and Cash Balance		5,194,857,154	



4: Consolidated Statement of Changes in Net Assets/Equity

For the Year Ended 31st December, 2020

	REVALUATION RESERVE	TRANSLATION RESERVE	ACCUMULATED SURPLUSES/ (DEFICITS)	TOTAL
			N	N
Balance at 31 December 2019	-	-	35,932,205,189	35,932,205,189
Changes in Accounting Policy	-	-	-	-
Restated Balance	-	-	-	-
Surplus on Revaluation of Property	-	-	-	-
Deficit on Revaluation of Investments	-	-	-	-
Net Gains and Losses not Recognized in the Statement of Financial Performance	-	-	-	-
Net surplus for the period			14,725,271,194	14,725,271,194
Balance at 31 December 2019	-	-	-	-
Deficit on Revaluation of Property	-	-	-	-
Surplus on Revaluation of Investments	-	-	-	-
Net gains and Losses not Recognized in the Statement of Financial Performance	-	-	-	-
Net deficit for the Period	=	=	=	=
Balance at 31 December 2020	=	=	<u>21,206,933,994</u>	<u>21,206,933,994</u>



Statement of Budget Comparison

	Actual 2020	Final Budget 2020	Initial/ Original Budget 2020	Supplementary Budget 2020	Variance on Final Budget
	N	N	N	N	N
REVENUE					
Opening Balance		1,444,294,372.12			
Government Share of FAAC (Statutory Revenue)	62,753,710,275	52,459,458,194	85,480,633,062	33,021,174,868	10,294,252,081
Tax Revenue	8,291,370,049	4,482,142,282	7,683,672,484	3,201,530,201	3,809,227,767
Non-Tax Revenue	2,268,928,763	1,692,212,003	3,186,649,147	1,494,437,145	576,716,761
Investment Income	521,931,862	400,000,000.00	400,000,000.00	-	121,931,862
Interest Earned	5,008,611	-	-	-	5,008,611
AID & Grants	10,519,425,899	27,473,985,392.86	17,174,968,542.00	10,299,016,851	16,954,559,494
Other Capital Receipts	-	7,708,543,785	7,708,543,785	-	7,708,543,785
Borrowings	-	22,166,461,771	31,825,347,732	9,658,885,961	22,166,461,771
Other Revenue	-	-	2,000,000,000	2,000,000,000	-
Total Revenue	84,360,375,459	117,827,097,800	155,459,814,752	39,077,011,324	32,022,427,969
		10,840,802,500		833,539,912	
EXPENDITURE		10,587,263,539	8,610,463,539.33		10,587,263,539
Recurrent Expenditure				-	-
Salaries & Wages	29,311,165,177	27,272,839,248.31	35,688,395,130.62	8,415,555,882	2,038,325,929
COVID Personnel Allowances	4,505,403,557	4,609,106,337		4,609,106,337	103,702,779
Allowances & Social Contribution	-		1,953,713,347.00	1,953,713,347	-
Social Benefits	9,801,307,108		17,933,415,615.50	17,933,415,616	9,801,307,108
Overhead Cost	11,643,525,504	10,007,262,588.33	14,426,700,000.00	4,419,437,412	1,636,262,916
COVID -19 Overhead costs	1,564,217,120	1,976,800,000		1,976,800,000	412,582,880
Grant & Contributions	3,297,092,706			-	3,297,092,706
Subsidies	-				
Bad Debts Charges	-	-		-	-
Public debt charges	3,818,347,754	5,993,283,476.07		5,993,283,476	2,174,935,722
Total Recurrent Expenditure	63,941,058,926	49,859,291,649	70,002,224,093	-	14,081,767,276
				20,142,932,444	



Statement of Budget Comparison (Cont'd.)

Capital Expenditure				-	-
Land and Buildings	7,274,638,522	14,012,573,346	24,633,290,034.09	10,620,716,688	6,737,934,823
Infrastructure	16,908,793,261	32,570,100,224	57,256,344,388.48	24,686,244,165	15,661,306,962
Plant and Machinery	470,811,930	906,888,594	1594257472	687,368,878	436,076,664
Office equipment	298,322,110	574,634,799	1,010,174,598.67	435,539,800	276,312,689
Other Property, Plant and Equipment	58,626,062	112,926,847	198,518,838.34	85,591,991	54,300,785
Intangible Assets	225,919,364	435,170,992	765,005,326.69	329,834,335	209,251,628
Covid-19 Capital Expenditure	17,968,013,783	19,355,511,349.80		19,355,511,350	1,387,497,567
Total Capital Expenditure	<u>43,205,125,032</u>	<u>67,967,806,150</u>	<u>85,457,590,659</u>	17,489,784,508	24,762,681,118
Total Expenditure	<u>107,146,183,958</u>	<u>117,827,097,800</u>	<u>155,459,814,752</u>	<u>37,632,716,952</u>	<u>10,680,913,842</u>



-Note to the GPFS

For the Year Ended 31st December, 2020

Note 1

NOTE	Details	Ref. Note	Amount	Amount	Remarks
			N	N	
1	A- Share of Statutory Allocation from FAAC				
	Net Share of Statutory Allocation from FAAC	A	33,822,775,730.73		
	Add :Deduction at source for Loan Repayment	B	6,327,664,513.44	40,150,440,244.17	
	Share of Statutory Allocation - Other Agencies	C		6,728,775,141.33	
	Share of Federal Accounts Allocation- Excess Crude Oil	D		-	
	Total(GROSS) FAAC Allocation to FGN/SG/LG			46,879,215,385.50	
	Share of Value Added Tax	E		15,874,494,889.01	
				62,753,710,274.51	
	NOTE:				
	Statutory Allocation during the year	46,879,215,385.50			
	Deduction unapplied for loan repayment as shown in Note 19	231,849,321.71			
	Statutory Allocation received during the year	46,647,366,063.79			



Note 2

		2020			2019
		ACTUAL	BUDGET	VARIANCE	ACTUAL
		₦	₦	₦	₦
2 Tax Revenue					
	Personal Income Taxes				
	NIGER INTERNAL REVENUE SERVICE	8,291,370,048.68	4,482,142,282.09	-	13,272,516,669.71
	Sub-Total Personal Income Taxes	8,291,370,048.68	4,482,142,282.09	-	13,272,516,669.71
	Grand-Total Tax Revenue	8,291,370,048.68	4,482,142,282.09	-	13,272,516,669.71



Note 3

3	Non-Tax Revenue	2020			2019
		ACTUAL	BUDGET	VARIANCE	ACTUAL
		₦	₦	₦	₦
	Licenses				
	Private Schools Board	18,805,000.00	-	-	-
	Ministry of Health	4,730,875.00	-	-	-
	SSG'S Office	3,228,000.00	-	-	-
	ZYEE Consult Nig. Ltd.	3,650,000.00	-	-	-
	Ministry of Transport: JAKAGO Integrated Service Ltd (NO Packing Permit)	5,870,000.00	-	-	-
	NIGER INTERNAL REVENUE SERVICE	<u>190,006,966.11</u>	<u>152,844,994.17</u>	<u>37,161,971.94</u>	<u>35,686,760.00</u>
	Sub-Total Licenses	<u>226,290,841.11</u>	<u>152,844,994.17</u>	<u>37,161,971.94</u>	<u>35,686,760.00</u>
	Fees				
	Urban Development Board	59,169,075.00	-	-	-
	Council for Art & Culture	890,000.00	-	-	-
	Procurement Board	6,260,000.00	-	-	-
	NISEPA	12,743,030.00	-	-	-
	Ministry of Works	1,140,000.00	-	-	-
	Ministry of Justice	1,845,000.00	-	-	-
	NSTA	200,000.00	-	-	-
	IBB Specialist Hospital	11,148,018.60	-	-	-
	NISSA'A	29,383,692.95	-	-	-
	V.I.O COLLECTIONS ANALYSIS	25,262,964.00	-	-	-
	NIGER INTERNAL REVENUE SERVICE	<u>186,291,542.50</u>	<u>1,114,130,832.14</u>	<u>1,327,839,289.64</u>	<u>216,998,241.24</u>
	Sub-Total Fees	<u>334,333,323.05</u>	<u>1,114,130,832.14</u>	<u>1,327,839,289.64</u>	<u>216,998,241.24</u>



Note 3 (Cont'd.)

		2020			2019
		ACTUAL	BUDGET	VARIANCE	ACTUAL
		₦	₦	₦	₦
Fines					
Ministry of Environment & Forestry	9,147,100.00	-	-	-	
Judiciary High Court	16,031,126.33	-	-	-	
Sharia Court Division	3,975,600.00	-	-	-	
Sharia Court of Appeal	<u>1,032,600.00</u>	-	-	-	
Sub-Total Fees	<u>30,186,426.33</u>	-	-	-	
Sales					
NIGER INTERNAL REVENUE SERVICE	61,028,440.20	277,185,636.88	216,157,196.68	88,018,125.00	
Broadcasting House (Radio Niger)	<u>10,255,000.00</u>	-	-	-	
Sub-Total Sales	<u>71,283,440.20</u>	<u>277,185,636.88</u>	<u>216,157,196.68</u>	<u>88,018,125.00</u>	
Earnings					
NIGER INTERNAL REVENUE SERVICE	-	<u>59,281,250.00</u>	<u>59,281,250.00</u>	-	
Sub-Total Earnings	-	<u>59,281,250.00</u>	<u>59,281,250.00</u>	-	
Rent of Government Buildings					
NIGER INTERNAL REVENUE SERVICE	-	977,622.72	977,622.72	-	
NIGER INTERNAL REVENUE SERVICE	1,500,000,000.00	87,791,666.67	1,412,208,333.33	-	
Ministry of Youths	<u>895,000.00</u>	-	-	-	
Sub-Total Rent of Government Buildings	<u>1,500,895,000.00</u>	<u>87,791,666.67</u>	<u>1,412,208,333.33</u>	-	



Note 3 (Cont'd.)

	2020			2019
	ACTUAL	BUDGET	VARIANCE	ACTUAL
	₦	₦	₦	₦
Rent on Government Land and Others				
Ministry of Lands & Survey (NIGIS)	102,834,732.50	-	-	-
Ministry of Commerce & Cooperative	<u>3,105,000.00</u>	-	-	-
Sub-Total Rent on Government Land and Others	<u>105,939,732.50</u>	-	-	-
Grand-Total Non-Tax Revenue	<u>2,268,928,763.19</u>	<u>1,691,234,379.86</u>	<u>153,907,431.05</u>	<u>340,703,126.24</u>



Note 4

4	Investment Income	2020			2019
		ACTUAL	BUDGET	VARIANCE	ACTUAL
		₦	₦	₦	₦
	NORTH SOUTH POWER COMPANY	521,931,862.00	400,000,000.00	121,931,862.00	-
	Total Investment Income	521,931,862.00	400,000,000.00	121,931,862.00	-
		2020			2019
4.1	BREAKDOWN OF INVESTMENT INCOME	ACTUAL	BUDGET	VARIANCE	ACTUAL
		₦	₦	₦	₦
	OPERATING SURPLUS				
	DIVIDEND (NORTH SOUTH POWER COMPANY)	521,931,862.00	400,000,000.00	121,931,862.00	-
	OTHER INVESTMENT INCOME	-	-	-	-
	Total Investment Income	521,931,862.00	400,000,000.00	121,931,862.00	-



Note 5

5	Interest Earned	2020			2019
		ACTUAL	BUDGET	VARIANCE	ACTUAL
		₦	₦	₦	₦
	Bank Interest	5,008,611.40	-	-	143,866,784.84
	Total Interest Earned	5,008,611.40	-	-	143,866,784.84
5.1	BREAKDOWN	2020			2019
		ACTUAL	BUDGET	VARIANCE	ACTUAL
		₦	₦	₦	₦
	INTEREST ON LOANS TO LGs	-	-	-	-
	INTEREST ON DEBUNTURE LOANS	-	-	-	-
	BANK INTEREST	5,008,611.40	-	-	143,866,784.84
	GAIN ON FOREIGN EXCHANGE	-	-	-	-
	Total Interest Earned	5,008,611.40	-	-	143,866,784.84

NOTE

BREAKDOWN OF INTEREST EARNED:	2020			2019
ZENITH BANK (FAAC ACCOUNT)	715,428.57	-	-	29,216.95
UBA (PROJECT ACCOUNT)	4,293,182.83	-	-	143,837,567.89
TOTAL	5,008,611.40	-	-	143,866,784.84



Note 6

6	AID & GRANTS	2020			2019
		ACTUAL	BUDGET	VARIANCE	ACTUAL
		₦	₦	₦	₦
	EXTERNAL AID/ GRANTS				
	RECURRENT EXTERNAL AID	-	13,694,598,123.00	13,694,598,123.00	-
	CAPITAL EXTERNAL AID	-	-	-	-
	RECURRENT EXTERNAL GRANT	-	-	-	-
	CAPITAL EXTERNAL GRANT	-	-	-	-
	Sub-Total External Aids/Grants	-	13,694,598,123.00	13,694,598,123.00	-
	INTERNAL AID/ GRANTS			-	
	RECURRENT INTERNAL AID	-	13,779,387,269.86	13,694,598,123.00	-
	CAPITAL INTERNAL AID	-	-	-	-
	RECURRENT INTERNAL GRANT	-	-	-	-
	CAPITAL INTERNAL GRANT	<u>10,519,425,899.01</u>	-	<u>10,519,425,899.01</u>	<u>6,277,052,839.36</u>
	Sub-Total Internal Aids/Grants	<u>10,519,425,899.01</u>	13,779,387,269.86	3,175,172,223.99	<u>6,277,052,839.36</u>
	Total Aid and Grants	<u>10,519,425,899.01</u>	<u>27,473,985,392.86</u>	<u>16,869,770,346.99</u>	<u>6,277,052,839.36</u>

NOTE

	2020			2019
	₦	₦	₦	₦
CAPITAL INTERNAL GRANT				
NGF/State Fiscal Transparency, Accountability and Sustainability Programme (Grant)	8,428,000,000.00			6,277,052,839.36
COVID-19 Support	<u>2,091,425,899.01</u>	-	-	-
TOTAL	<u>10,519,425,899.01</u>	-	-	<u>6,277,052,839.36</u>



Note 7

7	OTHER CAPITAL RECEIPTS	2020			2019
		ACTUAL	BUDGET	VARIANCE	ACTUAL
	Surplus from sales of PPE	-	-	-	-
		-	-	-	-
		-	-	-	-
		-	-	-	-
		-	-	-	-
	Total Capital Receipts	-	-	-	-



Note 8

8		2020			2019
		ACTUAL	BUDGET	VARIANCE	ACTUAL
	DEBT FORGIVENESS				
	MULTILATERAL	-	-	-	-
	BILATERAL	-	-	-	-
	DOMESTIC	-	-	-	-
	Total	<u>-</u>	<u>-</u>	<u>-</u>	<u>-</u>



Note 9

9	Other Revenue	2020			2019
		ACTUAL	BUDGET	VARIANCE	ACTUAL
		N	N	N	N
	ECONOMIC CODE	MDAs			
	12040280	Ministry of Lands & Survey (NIGIS)	-	-	97,528,918.30
	12040217	SSG'S Office	-	-	22,648,501.00
		Total Other Revenue	-	-	120,177,419.30



Note 10: Salaries and Wages

10.1: Personnel Cost

Administrative Sector

10.1	PERSONNEL COST	2020			2019
		ACTUAL	BUDGET	VARIANCE	ACTUAL
		N	N	N	N
	BY SECTOR AND MDAS				
	GOVT. HOUSE	201,557,055.50	200,852,884.40	704,171.10	193,412,063.89
	HOUSE OF ASSEMBLY	396,322,395.00	289,728,789.71	106,593,605.29	262,762,537.94
	S.S.G'S OFFICE(GENERAL SERVICES)	1,250,672,806.01	433,145,222.22	817,527,583.79	989,973,841.45
	S.S.G'S OFFICE(CABINET & SECURITY)	13,633,810.66	7,467,086.39	6,166,724.26	22,054,918.54
	S.S.G'S OFFICE. POLITICAL (RESEARCH & DOCUMENTATION)	-	11,900,342.85	11,900,342.85	
	S.S.G'S OFFICE (SPECIAL DUTIES ADMIN)	4,367,770.37	13,949,030.65	9,581,260.28	6,406,347.96
	S.S.G'S OFFICE (ESACON)	-	6,161,454.90	6,161,454.90	
	DEPUTY GOVERNORS OFFICE	29,956,563.33	29,843,694.56	112,868.78	27,742,655.53
	OFFICE OF THE STATE AUDITOR GENERAL	140,095,027.48	140,284,180.41	189,152.93	118,757,258.07
	CIVIL SERVICE COMMISSION	71,816,626.21	71,708,707.44	107,918.77	46,526,305.66
	OFFICE OF THE AUDITOR GENERAL FOR LOCAL GOVT.	126,060,793.68	125,659,572.38	401,221.30	104,764,037.62
	LOCAL GOVT. SERVICE COMMISSION	70,380,832.36	70,280,166.26	100,666.10	31,635,499.68
	MINISTRY OF INFORMATION & STRATEGY	64,889,123.26	64,806,476.21	82,647.04	97,899,827.79
	HEAD OF SERVICE	103,395,638.45	104,729,282.64	1,333,644.19	110,137,848.43
	STATUTORY OFFICERS SALARY	120,406,442.16		120,406,442.16	120,406,442.16
	NIGER STATE FIRE SERVICE.	356,563,184.46	355,879,648.26	683,536.20	365,704,981.83
	NIGER STATE EMERGENCY MANAGEMENT AGENCY (NEMA).	36,557,198.49	36,314,819.42	242,379.07	30,859,825.48
	NIGER STATE MEDIA CORPORATION(NEWSLINE)	78,659,260.76	78,507,691.53	151,569.23	74,109,961.84
	NIGER STATE MEDIA CORPORATION(RADIO)	225,718,766.83	225,410,928.14	307,838.69	204,987,189.04



Administrative Sector (Cont'd)

BY SECTOR AND MDAS	2020			2019
	ACTUAL	BUDGET	VARIANCE	ACTUAL
	₦	₦	₦	₦
NIGER STATE MEDIA CORPORATION(TELEVISION)	70,810,135.90	70,451,934.30	358,201.60	61,919,178.54
NIGER STATE INDEPENDENT ELECTORAL COMMISSION	81,669,792.90	81,436,018.13	233,774.77	76,851,111.24
PILGRIMS' WELFARE BOARD.	51,798,926.60	51,625,876.90	173,049.70	50,296,438.22
PENSION BOARD.	74,793,405.67	74,115,129.70	678,275.97	70,364,851.69
NGSACA	46,177,267.50	89,051,670.97	42,874,403.47	42,416,469.57
NGS HOUSE OF ASSEMBLY SERVICE COMMISSION	58,056,637.01	94,395,068.80	36,338,431.79	45,370,772.40
NIGER STATE PUBLIC PROCUREMENT BOARD	40,116,489.85	39,800,900.07	315,589.77	29,138,056.34
FISCAL RESPONSIBILTY COMMISSION	34,507,618.31	34,800,157.11	292,538.80	17,326,310.82
PPP AGENCY	-	-	-	-
SUSTAINABLE DEVELOPMENT GOALS (SDGs)	<u>16,826,564.35</u>	<u>16,685,190.00</u>	<u>141,374.35</u>	<u>15,006,962.15</u>
SECTOR TOTAL	<u>3,765,810,133.10</u>	<u>2,818,991,924.38</u>	<u>946,818,208.72</u>	<u>3,216,831,693.89</u>



Personnel Cost

Economic Sector

BY SECTOR AND MDAS	2020			2019
	ACTUAL	BUDGET	VARIANCE	ACTUAL
	₦	₦	₦	₦
ECONOMIC SECTOR			-	
MINISTRY OF FINANCE	159,084,671.25	162,251,814.45	3,167,143.20	144,343,389.54
NIGER STATE PLANNING COMMISSION	110,448,281.66	111,028,644.68	580,363.02	105,291,278.35
MINISTRY OF WORKS	434,967,855.74	395,455,388.11	39,512,467.63	361,032,355.58
MINISTRY OF TRANSPORT	109,081,286.77	108,542,863.07	538,423.70	161,154,168.25
AGRICULTURE AND RURAL DEVELOPMENT	104,476,194.81	104,242,350.63	233,844.18	169,057,736.28
MINISTRY OF LIVESTOCK AND FISHERIES DEVELOPMENT	176,938,368.22	548,496,838.15	371,558,469.94	517,068,127.66
MINISTRY OF INVESTMENTS, COMMERCE & INDUSTRIES	125,680,704.66	125,298,833.70	381,870.96	116,698,200.57
MINISTRY OF TOURISM & CULTURE	53,502,321.08	53,388,859.52	113,461.56	50,030,056.06
MINISTRY OF LAND & HOUSING	176,938,368.22	176,055,979.56	882,388.66	160,720,004.36
MINISTRY OF WATER RESOURCES & DAMS DEVELOPMENT	67,918,775.77	67,907,160.92	11,614.85	64,052,601.58
MINISTRY OF ENVIRONMENT & FORESTRY	209,706,227.07	208,757,545.43	948,681.64	179,978,446.96
MINISTRY OF MINERAL RESOURCES	86,991,901.73	112,246,390.80	25,254,489.07	41,587,536.80
N/S RURAL ELECTRICITY BOARD (REB).	68,805,990.46	68,371,237.31	434,753.15	62,278,547.36
NIGER STATE TRANSPORT AUTHORITY (NSTA).	115,665,713.53	115,409,861.93	255,851.60	108,634,755.74
BOARD OF INTERNAL REVENUE.	122,332,711.87	121,933,227.92	399,483.95	121,867,267.11
NIGER STATE TOURISM CORPORATION.	30,135,792.79	30,042,505.48	93,287.31	27,264,331.51
COUNCIL FOR ARTS & CULTURE	146,885,816.05	147,043,725.25	157,909.20	136,598,457.43
NIGER STATE WATER BOARD	429,296,367.03	428,437,692.37	858,674.66	400,510,122.92
SMALL, MEDIUM ENTERPRISES & MICROFINANCE AGENCY.	21,937,158.22	21,912,969.68	24,188.54	19,690,333.33
HOUSING CORPORATION	147,771,703.55	147,201,720.87	569,982.68	136,974,925.77



Economic Sector (Cont'd.)

BY SECTOR AND MDAS	2020			2019
	ACTUAL	BUDGET	VARIANCE	ACTUAL
	₦	₦	₦	₦
COLLEGE OF AGRIC.	427,603,506.13	426,050,385.05	1,553,121.08	395,696,510.29
NIGER STATE URBAN DEVT. BOARD.	104,441,295.66	93,176,463.75	11,264,831.91	91,488,120.66
RUWATSAN AGENCY	124,690,535.81	123,953,609.05	736,926.77	110,587,007.46
NIGER STATE BUREAU OF STATISTICS	68,960,537.21	77,830,363.39	8,869,826.18	69,706,308.94
NIGROMA	49,587,833.09	49,710,606.62	122,773.53	44,141,099.61
NAMDA	827,442,540.91	823,631,991.78	3,810,549.13	769,570,546.16
SUBEB	206,781,698.27	54,949,571.09	151,832,127.18	216,859,286.24
Zuma Minerals Devt. Company Ltd.	7,842,458.17	7,803,070.61	39,387.55	6,592,734.20
Niger State Development Company	465,610.90	-	465,610.90	373,851.73
SECTOR TOTAL	4,716,382,226.62	4,911,131,671.18	194,749,444.56	4,789,848,108.46



Law and Justice Sector

BY SECTOR AND MDAS	2020			2019
	ACTUAL	BUDGET	VARIANCE	ACTUAL
	₦	₦	₦	₦
LAW AND JUSTICE SECTOR			-	
MINISTRY OF JUSTICE	238,059,724.40	237,310,503.80	749,220.60	215,163,665.52
JUDICIAL SERVICE COMMISSION	40,167,668.72	40,094,214.94	73,453.79	47,628,114.24
HIGH COURT OF JUSTICE	1,257,278,740.92	2,376,575,507.39	1,119,296,766.48	1,130,551,505.69
SHARIA COURT OF APPEAL	1,298,194,583.54	-	1,298,194,583.54	1,170,514,517.37
NIGER STATE LAW REFORM COMMISSION	39,719,527.07	39,269,691.11	449,835.96	15,014,256.81
DIRECTORATE OF CHILD RIGHT AGENCY	9,092,244.93	9,062,976.39	29,268.54	
JFLA/CAILS	492,381,494.52	487,997,694.44	4,383,800.08	400,000.00
SECTOR TOTAL	3,374,893,984.10	3,190,310,588.07	184,583,396.03	2,579,272,059.63



Social Sector

BY SECTOR AND MDAS	2020			2019
	ACTUAL	BUDGET	VARIANCE	ACTUAL
	₦	₦	₦	₦
SOCIAL SECTOR			-	
MINISTRY OF EDUCATION	518,016,805.95	516,439,784.71	1,577,021.24	800,220,318.67
MINISTRY OF HEALTH & HEALTH SERVICES	303,851,915.98	287,879,656.02	15,972,259.96	569,826,688.81
MINISTRY OF WOMEN & SOCIAL DEVELOPMENT.	237,271,353.40	222,951,860.04	14,319,493.36	180,292,434.70
MINISTRY FOR LOCAL GOVT. & CHIEFTANCY AFFAIRS.	104,364,793.93	104,044,069.25	320,724.68	95,722,346.00
MINISTRY: YOUTH EMPOWERMENT.	73,098,604.22	78,507,691.53	5,409,087.31	87,028,305.43
MINISTRY OF TERTIARY EDUCATION	112,911,695.88	112,246,390.80	665,305.08	100,175,487.12
MINISTRY OF SPORT DEVELOPMENT	160,618,493.36	159,970,503.43	647,989.92	118,751,141.91
HOSPITAL MANAGEMENT BOARD	3,735,966,579.21	3,760,128,859.67	24,162,280.45	5,870,830,705.59
NIGER STATE ENVIRONMENTAL PROTECTION AGENCY (NISEPA).	127,264,547.20	64,350,728.24	62,913,818.96	99,587,306.75
NIGER STATE SCHOLARSHIP BOARD	33,653,160.84	33,391,876.72	261,284.12	30,302,172.77
SCIENCE & TECHNICAL SCHOOLS' BOARD.	2,018,904,358.73	2,011,760,650.19	7,143,708.54	1,921,845,684.50
LIBRARY BOARD.	42,542,763.91	42,083,747.67	459,016.24	40,461,242.06
AGENCY FOR MASS EDUCATION.	89,524,673.70	64,406,942.21	25,117,731.49	65,343,296.99
SEC. EDUCATION BOARD.	4,155,840,539.04	4,142,878,690.68	12,961,848.37	3,990,196,486.67
NIGER STATE POLYTECHNIC.	1,562,398,462.35	1,507,398,439.79	55,000,022.56	1,429,571,301.88
IBB UNIVERSITY.	830,000,000.00	-	830,000,000.00	1,120,000,000.00
COLLEGE OF EDUCATION.	1,360,732,662.53	1,352,834,829.05	7,897,833.48	1,302,635,182.75
SCHOOL OF NURSING BIDA	158,121,387.41	157,868,281.53	253,105.88	160,690,651.71
SCHOOL OF MIDWIFERY, MINNA.	150,334,501.73	149,419,260.61	- 15,241.12	136,786,290.35



Social Sector (Cont'd.)

	BY SECTOR AND MDAS	2020			2019
		ACTUAL	BUDGET	VARIANCE	ACTUAL
		₦	₦	₦	₦
-	SCHOOL OF HEALTH TECHNOLOGY T/MAGAJIYA.	49,111,226.22	49,039,987.87	71,238.35	45,611,352.58
	SCHOOL OF HEALTH TECHNOLOGY MINNA.	143,309,066.93	144,170,210.68	861,143.75	231,970,848.90
	COLLEGE OF NURSING KOTONGORA	80,355,772.78	79,889,139.58	466,633.20	76,745,628.24
	IBB SPECIALISED HOSPITAL	339,285,302.38	369,057,074.27	29,771,771.89	541,437,973.76
	PRIMARY HEALTH CARE DEVELOPMENT AGENCY	471,126,097.89	473,692,297.29	2,566,199.40	463,545,086.76
	MINNA INNOVATION INSTITUTE.	118,769,191.04	118,148,112.53	621,078.51	100,877,673.89
	ASSURANCE AND STANDARDS AGENCY FOR SCHOOLS.	145,764,423.42	146,320,205.16	555,781.74	167,769,389.41
	NIGER STATE DRUG AND HOSPITAL CONSUMABLES AGENCY	89,373,909.60	96,312,026.21	6,938,116.61	82,487,965.41
	NIGER STATE BUREAU FOR RELIGIOUS AFFAIRS	43,290,126.50	35,954,676.93	7,335,449.57	54,224,691.62
	NIGER STATE BOOK DEVELOPMENT AGENCY	9,960,080.10	9,909,435.32	50,644.79	464,186,493.42
	NIGER STATE LIQUOR BOARD	4,000,000.00	1,000,000.00	3,000,000.00	8,676,168.32
	NIGER STATE TORNADOES CLUB, MINNA	104,289,433.60	26,072,358.40	78,217,075.20	8,308,805.70
	NIGER STATE CONTRIBUTORY HEALTH SCHEME	80,026,903.40	34,277,278.31	45,749,625.09	-
	SECTOR TOTAL	17,454,078,833.24	16,352,405,064.67	1,101,673,768.57	20,366,109,122.65
	TOTAL	29,311,165,177.06	27,272,839,248.31	2,038,325,928.76	30,952,060,984.63



COVID19 Related Personnel Allowances

BY SECTOR AND MDAS	2020			2019
	ACTUAL	BUDGET	VARIANCE	ACTUAL
	₦	₦	₦	₦
COVID-19 RELATED PERSONNEL ALLOWANCES				
S.S.G'S OFFICE(GENERAL SERVICES)	833,781,870.67	288,763,481.48	545,018,389.19	-
S.S.G'S OFFICE(CABINET & SECURITY)	9,089,207.10	4,978,057.60	4,111,149.51	-
S.S.G'S OFFICE. POLITICAL (RESEARCH & DOCUMENTATION)	-	-	-	-
S.S.G'S OFFICE (SPECIAL DUTIES ADMIN)	2,911,846.91	9,299,353.77	6,387,506.85	-
HIGH COURT OF JUSTICE	-	169,016,990.31	169,016,990.31	-
MINISTRY OF INFORMATION & STRATEGY	43,259,415.50	43,204,317.48	55,098.03	-
MINISTRY OF TRANSPORT	72,720,857.85	72,361,908.72	358,949.13	-
AGRICULTURE AND RURAL DEVELOPMENT	69,650,796.54	69,494,900.42	155,896.12	-
MINISTRY OF EDUCATION	345,344,537.30	344,293,189.80	1,051,347.50	-
MINISTRY OF HEALTH & HEALTH SERVICES	202,567,943.99	191,919,770.68	10,648,173.31	-
HOSPITAL MANAGEMENT BOARD	2,490,644,386.14	3,006,752,573.11	516,108,186.97	-
NIGER STATE ENVIRONMENTAL PROTECTION AGENCY (NISEPA).	84,843,031.47	42,900,485.49	41,942,545.97	-
SCHOOL OF HEALTH TECHNOLOGY MINNA.	95,539,377.95	96,113,473.79	574,095.84	-
IBB SPECIALISED HOSPITAL	226,190,201.59	246,038,049.51	19,847,847.93	-
NIGER STATE BUREAU FOR RELIGIOUS AFFAIRS	28,860,084.33	23,969,784.62	4,890,299.71	-
Total	4,505,403,557.35	4,609,106,336.78	103,702,779.43	-



10.2 Personnel Analysis

10.2	PERSONEL ANALYSIS	2020			2019
		ACTUAL	BUDGET	VARIANCE	ACTUAL
	TOTAL NO. OF EMPLOYEES AT THE BEGINNING OF THE YEAR	-	-	-	-
	TOTAL NO. OF EMPLOYEES EMPLOYED IN THE YEAR	-	-	-	-
	TOTAL NO. OF EMPLOYEES RETIRED/LEFT DURING THE YEAR	=	=	=	=
	TOTAL NO. OF EMPLOYEES AT THE END OF THE YEAR	=	=	=	=



10.3 Personnel Categorization

10.3	PERSONEL CATEGORISATION	2020			2019
		ACTUAL	BUDGET	VARIANCE	ACTUAL
		N	N	N	N
	PUBLIC OFFICE HOLDERS	-	-	-	-
	ACCOUNTING OFFICERS	-	-	-	-
	DIRECTORS	-	-	-	-
	OPERATING MANAGEMENT CADRE	-	-	-	-
	OTHER OFFICER STAFF	-	-	-	-
	TOTAL	<u>-</u>	<u>-</u>	<u>-</u>	<u>-</u>



Note 11: Allowances and Social Contributions

11	ALLOWANCES & SOCIAL CONTRIBUTION	2020			2019
		ACTUAL	BUDGET	VARIANCE	ACTUAL
	NON REGULAR ALLOWANCES	-	-	-	-
	FOREIGN SERVICE	-	-	-	-
	NHIS CONTRIBUTION	-	-	-	-
	CONTRIBUTORY PENSION	-	-	-	-
	GROUP LIFE INSURANCE	-	-	-	-
	EMPLOYEES COMPENSATION FUND	-	-	-	-
	TOTAL	-	-	-	-



Note 12: Social Benefits

12	SOCIAL BENEFITS	2020			2019
		ACTUAL	BUDGET	VARIANCE	ACTUAL
		N	N	N	N
	PENSION	5,686,684,346.57		5,686,684,346.57	4,930,119,203.65
	CONTRIBUTORY PENSION	418,003,711.58		418,003,711.58	910,000.00
	GRATUITY	444,368,682.02		444,368,682.02	1,470,671,870.34
	DEATH BENEFITS	-	-	-	-
	GROUP INSURANCE			-	
	OTHERS	-	-	-	-
	TOTAL	<u>6,549,056,740.17</u>	-	<u>6,549,056,740.17</u>	<u>6,401,701,073.99</u>

Note

a) Pension charge for 2020

Pension expense for the year ended 2020 is determined as follows

	N
Closing balance-pension arrears	16,016,596,675.43
Payments made during the year	6,549,056,740.17
Opening balance-Pension arrears	<u>12,764,346,307.87</u>
Pension expense for year ended 31 December 2020	<u>9,801,307,107.73</u>



Note 13: Overhead Costs

13.1: Overhead Cost by Function

	BY SECTOR AND MDAS	2020			2019
		ACTUAL	BUDGET	VARIANCE	ACTUAL
		₦	₦	₦	₦
	TRAVEL& TRANSPORT	1,027,242,104.94	932,057,097.00	95,185,007.94	1,019,763,282.56
	UTILITIES	667,405,363.94	677,289,518.94	9,884,155.00	778,476,429.21
	MATERIALS & SUPPLIES	118,609,859.22	116,821,741.75	1,788,117.47	126,490,824.15
	MAINTENANCE SERVICES	494,234,811.48	499,358,439.00	5,123,627.52	437,949,947.60
	TRAINING	204,898,609.00	352,509,168.00	147,610,559.00	400,581,643.75
	OTHER SERVICES	643,506,869.00	601,989,456.00	41,517,413.00	369,794,055.59
	CONSULTING & PROFESSIONAL SERVICES	1,345,070,788.00	1,475,823,664.21	130,752,876.21	1,594,218,751.97
	BANK CHARGES AND INSURANCE PREMIUM				14,445,040.66
	MISCELLANEOUS EXPENSES	7,142,557,098.48	6,184,953,415.26	957,603,683.22	13,527,226,257.49
	TOTAL	11,643,525,504.06	10,840,802,500.16	802,723,003.90	18,268,946,232.98
	COVID-19 OVERHEAD COSTS	1,564,217,119.54	1,976,800,000.00	412,582,880.46	-
	TOTAL	1,564,217,119.54	1,976,800,000.00	412,582,880.46	-



13.2: Overhead Cost by Sector

Administrative Sector

BY SECTOR AND MDAS	2020			2019
	ACTUAL	BUDGET	VARIANCE	ACTUAL
	₦	₦	₦	₦
GOVERNMENT HOUSE (412)	4,015,153,150.22	2,998,376,472.20	1,016,776,678.02	3,885,165,392.45
HOUSE OF ASSEMBLY (413)	1,255,402,238.64	1,290,151,517.50	34,749,278.86	2,061,120,057.50
SSG' OFFICE (414)	323,387,823.03	309,447,971.23	13,939,851.80	429,238,550.31
SSG's OFFICE(CABINET & SECURITY) (414)	1,766,231,222.50	1,555,069,722.50	211,161,500.00	2,742,617,777.50
SSG'S OFFICE.(ESACON) (414)	3,741,500.00	12,290,000.00	8,548,500.00	7,125,700.00
SSG' OFFICE(SPECIAL DUTIES) (414)	2,182,000.00	5,078,100.00	2,896,100.00	13,779,200.00
DEPUTY GOVERNOR'S OFFICE (415)	235,100,077.00	231,949,876.00	3,150,201.00	314,649,221.00
AUDITOR GENERAL STATE (416)	16,636,041.64	15,582,000.00	1,054,041.64	16,568,469.35
CSC (417)	17,085,220.00	19,029,020.00	1,943,800.00	42,796,806.00
OFFICE OF THE LOCAL GOVT. AUDIT (427)	1,060,000.00	2,500,000.00	1,440,000.00	2,240,000.00
LOCAL GOVT. SERVICE COMM (432)	3,200,000.00	7,300,000.00	4,100,000.00	9,000,000.00
MINISTRY OF INFORMATION AND STRATEGY (433)	14,132,000.00	11,000,000.00	3,132,000.00	169,071,900.00
OFFICE OF HEAD OF SERVICE (440)	88,842,223.00	84,136,223.00	4,706,000.00	180,453,698.19
NIGER STATE HOUSE OF ASSEMBLY SERVICE COMMISSION.	1,800,000.00	2,250,000.00	450,000.00	2,250,000.00
NIGER STATE FIRE SERVICE.	8,000,000.00	10,500,000.00	2,500,000.00	84,484,775.12
NIGER STATE FISCAL RESPONSIBILITY COMMISSION	8,982,720.00	5,200,000.00	3,782,720.00	7,716,450.00
NIGER STATE INDEPENDENT ELECTORAL COMMISSION	6,500,000.00	8,400,000.00	1,900,000.00	21,461,600.00
N.S.E.M.A	63,699,400.00	2,100,000.00	- 61,599,400.00	4,174,800.00
PUBLIC PROCUREMENT BOARD (PPB)	1,767,003.33	4,200,000.00	2,432,996.67	8,200,000.00
NIGER STATE TELEVISION CORPORATION, MINNA	231,360.00	1,400,000.00	1,168,640.00	867,600.00
NIGER STATE MEDIA CORPORATION (RADIO DIVISION)	2,360,600.00	9,800,000.00	7,439,400.00	4,858,080.00



Administrative Sector (Cont'd.)

BY SECTOR AND MDAS	2020			2019
	ACTUAL	BUDGET	VARIANCE	ACTUAL
	₦	₦	₦	₦
NIGER STATE PILGRIMS WELFARE COMMISSION	21,750,000.00	3,500,000.00	- 18,250,000.00	-
NIGER STATE MEDIA CORPORATION (PRINTING & PUB. DIV.)	231,360.00	1,050,000.00	818,640.00	867,600.00
NIGER STATE PENSION BOARD	3,196,314.00	7,331,274.00	4,134,960.00	867,600.00
NGSACA	4,750,000.00	19,450,000.00	14,700,000.00	723,000.00
PPP AGENCY	462,720.00	4,550,000.00	4,087,280.00	1,735,200.00
SUSTAINABLE DEVELOPMENT GOALS (SDGs)	33,320,000.00	1,000,000.00	- 32,320,000.00	2,250,000.00
NEW PARTNERSHIP FOR AFRICA DEV'T (NEPAD)	462,720.00	1,050,000.00	587,280.00	1,735,200.00
TOTAL ADMIN SECTOR	7,899,667,693.35	6,623,692,176.43	- 1,275,975,516.92	10,016,018,677.42



Economic Sector

BY SECTOR AND MDAS	2020			2019
	ACTUAL	BUDGET	VARIANCE	ACTUAL
	₦	₦	₦	₦
MINISTRY OF FINANCE (420)	1,296,428,807.08	1,177,578,526.53	118,850,280.55	1,611,235,601.67
PLANNING COMMISSION (429)	79,340,580.00	75,950,730.00	3,389,850.00	30,895,380.00
MINISTRY OF WORKS. (421)	3,995,340.50	7,155,340.50	3,160,000.00	22,727,996.10
MINISTRY OF TRANSPORT. (442)	4,094,400.00	3,786,200.00	308,200.00	26,557,700.00
MINISTRY OF AGRICULTURE & RURAL DEVELOPMENT. (422)	3,956,060.00	4,505,096.00	549,036.00	26,759,210.00
MINISTRY: LIVESTOCK AND FISHERIES DEVELOPMENT. (443)	15,534,612.69	13,620,000.00	1,914,612.69	5,065,000.00
MINISTRY OF INVESTMENT COMMERCE & COOPERATIVE (425)	7,653,900.00	6,389,000.00	1,264,900.00	10,857,000.00
MINISTRY: LANDS & HOUSING (436)	4,443,000.00	5,050,000.00	607,000.00	3,295,000.00
MINISTRY : WATER RESOURCES & DAMS DEVELOPMENT (438)	14,200,200.00	12,207,000.00	1,993,200.00	5,561,000.00
MINISTRY OF TOURISM & CULTURE. (448)	18,709,000.00	17,850,000.00	859,000.00	17,630,202.00
MINISTRY OF MINERALS RESOURCES (437)	6,586,100.00	6,564,300.00	- 21,800.00	26,361,500.00
NIGER STATE URBAN DEVELOPMENT BOARD, MINNA	309,440.01	7,000,000.00	6,690,560.00	16,760,400.02
NIGER STATE ELECTRICITY BOARD	72,299,641.00	1,050,000.00	- 71,249,641.00	578,400.00
NIGER STATE BUREAU OF STATISTICS	2,200,000.00	6,300,000.00	4,100,000.00	15,250,000.00
NIGER STATE SIGNAGE AND ADVERTISEMENT AGENCY(NISSA)	1,958,333.34	8,400,000.00	6,441,666.66	7,291,666.69
BARO PORT AGENCY	1,200,000.00	2,800,000.00	1,600,000.00	2,050,000.00
NIGER STATE HOUSING CORPORATION	14,462,720.00	2,100,000.00	- 12,362,720.00	1,735,200.00
NIGER STATE AGRICULTURAL MECHANIZATION DEVELOPMENT AGENCY. (NAMDA)	771,199.99	2,100,000.00	1,328,800.01	2,891,999.97
NS GEOGRAPHICAL INFORMATION SYSTEM (NIGIS)	480,000.00	2,100,000.00	1,620,000.00	1,800,000.00
NIGER STATE COMMODITY AND EXPORT PROMOTION AGENCY	1,578,500.00	2,550,000.00	971,500.00	3,235,500.00
NIGER STATE INVESTMENT PROMOTION AGENCY	175,000.00	1,400,000.00	1,225,000.00	1,125,000.00
NIGER STATE INDUSTRIAL PARK DEVELOPMENT AGENCY	154,239.67	2,100,000.00	1,945,760.33	578,400.00



Economic Sector (Cont'd).

BY SECTOR AND MDAS	2020			2019
	ACTUAL	BUDGET	VARIANCE	ACTUAL
	₦	₦	₦	₦
NIGER STATE NIGROMA	65,572,451.25	1,400,000.00	- 64,172,451.25	867,600.00
NIGER STATE COLLEGE OF AGRICULTURE	-	-	-	-
NIGER STATE COUNCIL FOR ARTS AND CULTURE	690,000.00	1,400,000.00	710,000.00	10,937,500.00
NIGER STATE TOURISM CORPORATION	4,138,633.34	2,100,000.00	2,038,633.34	4,470,433.35
BOARD OF INTERNAL REVENUE	-	-	-	-
MICRO FINANCE AGENCY	1,050,000.00	2,975,000.00	1,925,000.00	4,950,000.00
UNDP SPMA's OFFICE	750,000.00	1,150,000.00	400,000.00	2,250,000.00
RUWATSAN AGENCY	192,800.00	2,100,000.00	1,907,200.00	723,000.00
OPEN GOVERNANCE PROG.	-	-	-	-
NIGER STATE LIVESTOCK & FISHERIES INSTITUTE	-	-	-	-
ACCOUNTANT GENERAL'S OFFICE	39,100,000.00	28,500,000.00	- 10,600,000.00	41,000,000.00
DIRECTORATE OF SURE-P/ SDGs	-	1,000,000.00	1,000,000.00	-
NIGER STATE WATER BOARD	-	-	-	-
N.S.T.A	-	-	-	10,300,000.00
NIGER STATE DEVELOPMENT COMPANY	-	-	-	-
ZUMA MINERAL DEV. COMPANY LTD	150,000.00	1,050,000.00	900,000.00	562,500.00
MIDLAND PETROGAS LTD	-	-	-	-
NIGER STATE UNIVERSITY OF EDUCATION	-	-	-	-
NIGER STATE PRIVATE HEALTH ESTABLISHMENT BOARD	-	1,050,000.00	1,050,000.00	-
NIGER STATE YOUTH EMPLOYMENT & SOCIAL OPERATION (YESSO)	-	-	-	-
TOTAL ECONOMIC SECTOR MINISTRY	1,662,174,958.86	1,411,281,193.03	250,893,765.82	1,916,303,189.79



Law and Justice Sector

BY SECTOR AND MDAS	2020			2019
	ACTUAL	BUDGET	VARIANCE	ACTUAL
	₦	₦	₦	₦
MINISTRY: JUSTICE (418)	429,800,435.69	423,953,739.69	5,846,696.00	2,323,677,847.96
HIGH COURT OF JUSTICE AND AREA COURTS DIVISION (419)	290,481,076.44	261,220,608.44	- 29,260,468.00	227,126,222.00
SHARIA COURT OF APPEAL (419)	129,726,300.00	172,806,000.00	43,079,700.00	176,517,227.00
N/STATE JUDICIAL SERVICE COMMISSION (426)	11,800,000.00	12,258,000.00	458,000.00	17,997,000.00
NIGER STATE LAW REFORM COMMISSION	5,446,000.00	11,024,400.00	5,578,400.00	5,012,800.00
DIRECTORATE OF CHILD RIGHT AGENCY	-	2,550,000.00	2,550,000.00	-
JFLA/CAILS	-	-	-	-
SHARIA COMMISSION	-	2,700,000.00	2,700,000.00	-
GRAND TOTAL LAW AND JUSTICE SECTOR	867,253,812.13	886,512,748.13	19,258,936.00	2,750,331,096.96



Social Sector

BY SECTOR AND MDAS	2020			2019
	ACTUAL	BUDGET	VARIANCE	ACTUAL
	₦	₦	₦	₦
MINISTRY OF EDUCATION. (423)	528,801,531.60	542,923,542.50	14,122,010.90	1,280,246,307.35
MINISTRY OF TERTIARY EDUCATION. (446)	16,139,504.40	15,376,704.40	762,800.00	49,042,590.00
MINISTRY OF HEALTH (424)	26,806,618.00	16,655,000.00	- 10,151,618.00	238,787,122.77
MINISTRY: WOMEN AFFAIRS & SOCIAL DEVELOPMENT.(435)	125,607,000.00	122,350,000.00	3,257,000.00	141,848,920.00
MINISTRY: LOCAL GOVT. & CHIEFTANCY AFFAIRS. (439)	2,247,000.00	5,962,000.00	3,715,000.00	3,569,500.00
MINISTRY OF YOUTH DEVELOPMENT (444)	29,396,000.00	56,625,500.00	27,229,500.00	122,370,577.60
MINISTRY OF SPORT DEVELOPMENT (449)	99,594,223.78	97,734,657.00	1,859,566.78	114,581,670.50
MINISTRY: ENVIRONMENT (450)	15,456,500.00	13,668,000.00	1,788,500.00	17,959,510.00
NIGER STATE AGENCY FOR MASS EDUCATION, MINNA	231,360.00	1,750,000.00	1,518,640.00	36,867,600.00
NIGER STATE TORNADOES CLUB, MINNA	29,500,000.00	50,000,000.00	20,500,000.00	359,324,904.00
NIGER STATE POLYTECHNIC ZUNGERU	-	-	-	72,000,000.00
NIGER STATE COLLEGE OF EDUCATION	-	-	-	-
NIGER STATE SEC. SCH. BOARD	942,800.00	2,100,000.00	1,157,200.00	5,425,200.00
NIGER STATE SCIENCE & TECH. SCH. BOARD	910,666.67	1,405,466.67	494,800.00	4,536,000.00
NIGER STATE LIBRARY BOARD	212,720.00	1,050,000.00	837,280.00	797,700.00
NISEPA	79,975,076.00	16,800,000.00	- 63,175,076.00	209,225,000.00
SCHOLARSHIP BOARD	42,731,360.00	41,400,000.00	1,331,360.00	867,600.00
SUBEB	20,000,000.00	-	- 20,000,000.00	193,685,696.09
IBB UNIVERSITY	12,600,000.00	-	- 12,600,000.00	191,440,000.00
HOSPITAL MANAGEMENT BOARD	13,734,400.00	9,195,600.00	4,538,800.00	117,360,841.68
PRIMARY HEALTH CARE DEV. AGENCY	600,000.00	7,000,000.00	6,400,000.00	3,650,000.00
NIGER STATE PRIVATE SCHOOLS BOARD	462,300.00	2,100,000.00	1,637,700.00	2,033,625.00
NIGER STATE BOOK DEVELOPMENT AGENCY	250,000.00	1,050,000.00	800,000.00	937,500.00



Social Sector (Cont'd.)

BY SECTOR AND MDAS	2020			2019
	ACTUAL	BUDGET	VARIANCE	ACTUAL
	₦	₦	₦	₦
QUALITY ASSURANCE & STANDARD AGENCY FOR SCHOOL	462,720.00	1,750,000.00	1,287,280.00	2,003,280.00
COLLEGE OF NURSING SCIENCE, BIDA	-	-	-	-
COLLEGE OF NURSING AND MIDWIFERY, KONTAGORA.	-	-	-	-
COLLEGE OF MIDWIFERY, MINNA	-	-	-	-
SCHOOL OF HEALTH TECH. T/MAGAJIYA	-	-	-	1,072,000.00
SCHOOL OF HEALTH TECH. MINNA	-	-	-	-
NIGER STATE CONTRIBUTORY HEALTH SCHEME	250,000.00	1,750,000.00	1,500,000.00	2,250,000.00
NIGER STATE SPORTS CONTROL BOARD	-	-	-	-
IBB SPECIALISED HOSPITAL	12,158,958.60	-	12,158,958.60	10,400,000.00
NIGER STATE DRUG AND CONSUMABLES MANAGEMENT DEVELOPMENT AGENCY	510,000.00	1,750,000.00	1,240,000.00	1,912,500.00
CASH TRANSFER AGENCY	360,000.00	-	360,000.00	1,350,000.00
BUREAU OF RELIGIOUS AFFAIRS	31,784,000.00	1,680,000.00	30,104,000.00	234,843,700.00
MINNA AIRPORT CITY PROJECT/FREE TRADE ZONE	150,000.00	-	150,000.00	562,500.00
CBN ANCHOR BORROWERS PROGRAMME	2,667,110.66	4,200,000.00	1,532,889.34	6,460,053.82
NIGER STATE LIQUOR BOARD	-	1,800,000.00	1,800,000.00	-
TEACHER PROFESSIONAL DEVELOPMENT INSTITUTE	119,887,190.01	65,000,000.00	54,887,190.01	143,256,370.00
JFLA/CAILS	-	-	-	10,000,000.00
DIRECTORATE OF CHILD RIGHT AGENCY	-	-	-	5,625,000.00
ZAKAT BOARD	-	2,700,000.00	2,700,000.00	-
TOTAL SOCIAL SECTOR MINISTRY	1,214,429,040	1,085,776,471	128,652,569	3,586,293,269
TOTAL	11,643,525,504	10,007,262,588	1,636,262,916	18,268,946,233



COVID19 Overhead costs

BY SECTOR AND MDAS	2020			2019
	ACTUAL	BUDGET	VARIANCE	ACTUAL
	₦	₦	₦	₦
GOVERNMENT HOUSE (412)	-	652,606,042.55	652,606,042.55	-
SSG' OFFICE (414)	485,081,734.54	464,171,956.85	20,909,777.69	-
MINISTRY OF INFORMATION AND STRATEGY (433)	21,198,000.00	82,500,000.00	61,302,000.00	-
MINISTRY OF TRANSPORT. (442)	6,141,600.00	5,679,300.00	462,300.00	-
MINISTRY OF AGRICULTURE & RURAL DEVELOPMENT. (422)	5,934,090.00	6,757,644.00	823,554.00	-
MINISTRY OF EDUCATION. (423)	793,202,297.40	540,000,000.00	253,202,297.40	-
MINISTRY OF TERTIARY EDUCATION. (446)	24,209,256.60	23,065,056.60	1,144,200.00	-
MINISTRY OF HEALTH (424)	40,209,927.00	122,500,000.00	82,290,073.00	-
IBB SPECIALISED HOSPITAL		17,500,000.00	17,500,000.00	-
NISEPA	119,962,614.00	25,200,000.00	94,762,614.00	-
HOSPITAL MANAGEMENT BOARD	20,601,600.00	34,300,000.00	13,698,400.00	-
BUREAU OF RELIGIOUS AFFAIRS	47,676,000.00	2,520,000.00	45,156,000.00	-
Total	1,564,217,119.54	1,976,800,000.00	412,582,880.46	-



Note 14: Grants and Contributions

GRANTS & CONTRIBUTIONS	2020			2019
	ACTUAL	BUDGET	VARIANCE	ACTUAL
	N	N	N	N
CONTRIBUTION TO BIR CONSULTANT	896,720,538.42	-	-	1,089,781,967.83
Open Governance Programme	828,651,629.44	-	-	
House of Assembly	675,000,000.00	-	-	
10% TO LOCAL GOVERNMENTS	896,720,538.42	-	-	736,930,335.16
NORTHERN GOVERNORS FORUM	-	-	-	772,184,818.69
TOTAL	3,297,092,706.28	-	-	2,598,897,121.68



Note 15: Subsidies

15	SUBSIDIES	2020			2019
		ACTUAL	BUDGET	VARIANCE	ACTUAL
	SUBSIDY TO GOVERNMENT OWNED COMPANIES	-	-	-	-
	MEAL SUBSIDY TO GOVERNMENT SCHOOLS	-	-	-	-
	SUBSIDY TO PRIVATE COMPANIES	≡	≡	≡	≡
	TOTAL	≡	≡	≡	≡



Note 16: Depreciation Charges

16.1: Depreciation Charges - PPE

16.1	DEPRECIATION CHARGES - PPE	2020	2019
		₦	₦
	DEPRECIATION CHARGES - LAND & BUILDINGS	631,721,908.42	195,629,137.98
	DEPRECIATION CHARGES - INFRASTRUCTURE	3,978,491,452.87	2,052,770,937.71
	DEPRECIATION CHARGES - PLANT & MACHINERY	91,078,141.76	43,996,948.76
	DEPRECIATION CHARGES - TRANSPORTATION EQUIPMENT	552,270,535.35	358,750,241.75
	DEPRECIATION CHARGES - OFFICE EQUIPMENT	237,073,167.70	127,630,318.19
	DEPRECIATION CHARGES - FURNITURE & FITTINGS	<u>104,432,309.25</u>	<u>69,218,023.25</u>
	TOTAL	<u>5,595,067,515.35</u>	<u>2,847,995,607.65</u>
	TOTAL DEPRECIATION CHARGES	<u>5,595,067,515.35</u>	<u>2,847,995,607.65</u>



Note 17: Impairment Charges

17.1: Impairment Charges – PPE

		2020	2019
	IMPAIRMENT CHARGES - LAND & BUILDINGS	-	-
	IMPAIRMENT CHARGES - INFRASTRUCTURE	-	-
	IMPAIRMENT CHARGES - PLANT & MACHINERY	-	-
	IMPAIRMENT CHARGES - TRANSPORTATION EQUIPMENT	-	-
	IMPAIRMENT CHARGES - OFFICE EQUIPMENT	-	-
	IMPAIRMENT CHARGES - FURNITURE & FITTINGS	-	-
	TOTAL	-	-

17.2: Impairment Charges – Investment Property

		2020	2019
	IMPAIRMENT CHARGES - LAND & BUILDINGS	-	-
	IMPAIRMENT CHARGES - INFRASTRUCTURE	-	-
	IMPAIRMENT CHARGES - PLANT & MACHINERY	-	-
	IMPAIRMENT CHARGES - TRANSPORTATION EQUIPMENT	-	-
	IMPAIRMENT CHARGES - OFFICE EQUIPMENT	-	-
	IMPAIRMENT CHARGES - FURNITURE & FITTINGS	-	-
	TOTAL	-	-



17.3: Impairment Charges – Intangible Assets

		2020	2019
	IMPAIRMENT CHARGES - GOODWILL	-	-
	IMPAIRMENT CHARGES - PATENT RIGHT	-	-
	IMPAIRMENT CHARGES - COPYRIGHT	-	-
	IMPAIRMENT CHARGES - TRADE MARK	-	-
	IMPAIRMENT CHARGES - FRANCHISE	-	-
	TOTAL	-	-
	TOTAL IMPAIRMENT CHARGES	-	-



Note 18: Ammortisation Charges

		2020	2019
		₦	₦
	AMMORTIZATION CHARGES - SOFTWARE	<u>6,892,523.47</u>	<u>6,892,523.47</u>
	TOTAL	<u>6,892,523.47</u>	<u>6,892,523.47</u>



Note 19: Bad Debt Charges

19.1 Foreign Bad Debt Charges

		2020	2019
	BILATERAL BAD DEBTS CHARGES	-	-

19.2 Domestic Bad Debt Charges

		2020	2019
	BAD DEBTS CHARGES - STATES	-	-
	BAD DEBTS CHARGES - LOCAL GOVERNMENTS	-	-
	BAD DEBTS CHARGES - MINISTRIES, DEPARTMENTS & AGENCIES	-	-
	BAD DEBTS CHARGES - COMMERCIAL DEBTS	-	-
	BAD DEBTS CHARGES - OTHER DEBTS	-	-
	TOTAL	-	-



Note 20: Public Debt Charges

20.1 Foreign Interest/Discount (Per Loan)

		2020	2019
		N	N
	FOREIGN LOAN INTEREST CHARGES		
	FOREIGN INTEREST CHARGES		
	TOTAL	=	=

20.2 Domestic Interest/Discount (Per Loan)

		2020	2019
		N	N
	DOMESTIC INTEREST /	3,818,347,753.86	2,193,517,617.39
	DOMESTIC INTEREST /D		
	TOTAL	<u>3,818,347,753.86</u>	<u>2,193,517,617.39</u>
	TOTAL INTEREST	<u>3,818,347,753.86</u>	<u>2,193,517,617.39</u>

20.3 Insurance Premium

		2020	2019
	INTEREST - INTERNAL PUBLIC DEBT	=	=



Note 21: Gain/Loss on Disposal of Asset

		<u>NBV</u> <u>(A)</u>	<u>SALE RECEIPT (B)</u>	<u>GAIN/ LOSS FROM SALE</u> <u>(A - B)</u>
	DISPOSAL OF PPE	-	-	-
	DISPOSAL OF INVESTMENT PROPERTY	-	-	-
	DISPOSAL OF INTANGIBLE ASSET	-	-	-
		-	-	-



Note 22: Gain/Loss on Exchange Transaction

		2020	2019	
	GAIN ON EXCHANGE TRANSACTION	-	-	
	LOSS ON EXCHANGE TRANSACTION	-	-	
		-	-	



Note 23: Minority Interest Share of Surplus/(Deficit)

		2020	2019
	MINORITY INTEREST SHARE OF SURPLUS/ (deficit)	-	-
	This represents share of surplus/ deficit due to outsiders/3rd parties during the year under review		



Note 24: Cash and Cash Equivalent

This represents closing balance of cash at hand and held in Banks

24.1: Administrative Sector

	2020	2019
	₦	₦
HEAD OF SERVICE	4,331.81	1,697,729.36
DEPUTY GOVERNORS OFFICE	48,684.72	1,001,545.47
NEWSLINE	483,646.75	484,669.25
SPECIAL DUTIES	31,784.50	18,944.37
STATE AUDIT	7,685.57	2,123.32
LOCAL GOVT SERVICE COMMISSION	32,720.00	32,932.69
FISCAL RESP COMMISSION	2,866.27	1,959.12
BROADCASTING CORP. N/S	4,797.68	294,441.77
HOUSE OF ASSEMBLY	1,904,132.34	4,587,005.38
NSTV	3,359.71	110,496.19
STATE PENSION BOARD	3,737,989.20	350,465.23
SDG	172,590.28	2,127.81
SSG'S OFFICE	3,097,911.97	39,440,034.07
LOCAL GOVT AUDIT	3,285.39	13,555.39
GOVT HOUSE	30,004,856.32	48,158,156.23
- POLITICAL BUREAU	-	2,955.59
SACA	4,512.95	4,284.95
ESACON	2,337.41	279.74
PUBLIC PROCUREMENT BOARD	3,080.67	65,550.30
FIRE SERVICE	3,659.03	6,734.03
CABINET & SECURITY	71,599,491.75	10,447,775.50



Administrative Sector (Cont'd.)

		2020	2019
		₦	₦
	CIVIL SERVICE COMMISSION	2,062.10	170.76
	NIGER STATE INEC	18,064.85	1,140,830.61
	PILGRIMS WELFARE COMMISSION	51,456.45	24,835.45
	MINISTRY OF INFORMATION	8,919.60	43,550.85
	NSEMA	<u>5,759.58</u>	<u>32,639.58</u>
	TOTAL FOR ADMINISTRATIVE SECTOR	<u>111,239,986.90</u>	<u>107,965,793.01</u>



Economic Sector

	2020	2019
	N	N
MINISTRY OF WORKS	14,724.76	25,499,728.16
NIGER STATE DEV. COMPANY	97,716,789.58	
MINISTRY OR WATER RESOURCES	65,201.04	11,421.61
MIN. OF TRANSPORT	201,835.05	3,040,576.55
DEBT MGT OFFICE	4,537.81	19,573.31
MIN. OF SOLID MINERAL RES	6,385.43	5,840.18
HOUSING CORPORATION	84,205,775.05	5,376,425.59
NIGER STATE WATER BOARD	30,264,460.25	150,960.80
BUREAU OF STATISTICS	62,031.45	5,729.45
MIN. OF FISHERIES & ANIMAL	10,405.07	15,332,115.01
MIN. OF TOURISM & CULTURE	10,104.68	0.01
INDUSTIAL PARK	8,442.80	-
ONE STOP INVESTMENT CENTRE	5,770.39	8,656.89
ACCOUNTANT GENERAL'S OFFICE	79,673.06	1,282,586.06
COMMERCE & INVESTMENT	11,325.91	141,427.58
TOURISM CORPORATION	5,440.79	5,440.79
MIN. OF FINANCE (CENT. ACCT)	4,586,523,781.45	1,354,727,796.33
SKY TRUSTEES (12 BILL BOND)		1,999,999,950.00
AGNS ESCROW ACCOUNT (FIXED DEPOSIT)		1,000,000,000.00
UBA PARIS CLUB		1,000,000,000.00
AGNS PARIS CLUB (FIXED DEPOSIT)		2,000,000,000.00
FADAMA	21,495.03	762,644.35
RURAL ELECTRIFICATION BOARD	8,485,793.89	1,198,513.90
EXPORT PROMOTION AGENCY	8,805,236.66	5,346.66
PLANNING COMMISSION	6,903,729.29	3,235.86



Economic Sector (Cont'd.)

		2020	2019
		₦	₦
	MINISTRY OF FINANCE (EXCO)	53,756,066.96	1,147,916.30
	NSTA	200,062.91	939.00
	SMES & MICRO FINANCE AGENCY	3,287.65	6,348.15
	COUNCIL FOR ART & CULTURE	1,922.93	2,974.55
	NAMDA	55,650,992.39	161,709.39
	NIGROMA	103,244.62	5,834,223.62
	URBAN DEVELOPMENT BOARD	32,611.33	6,168.37
	NSPDI	-	2,255,218.23
	N/S INTERNAL REVENUE SERVICE	648,158.32	1,827,269.49
	RURAL WATER SUPPLY & SAN	538.04	424.54
	MINISTRY OF LANDS & HOUSING	4,027.22	3,600,595.93
	MINISTRY OF AGRICULTURE	2,038,729.24	1,364,697.99
	MINISTRY OF ENVIRONMENT	5,915.78	314,954.09
	ZUMA MINERALS DEVELOPMENT	<u>1,123.02</u>	<u>8,294.44</u>
	TOTAL FOR ECONOMIC SECTOR	<u>4,935,859,619.85</u>	<u>7,424,109,703.18</u>



Law and Justice Sector

		2020	2019
		₦	₦
	HIGH COURT OF JUSTICE	69,847.33	214,156.77
	LAW REFORM COMMISSION	3,184.90	909.03
	MINISTRY OF JUSTICE	4,217.17	939.00
	JFLA COLLEGE OF LEGAL STUDIES	701,124.24	6,707,642.39
	SHARIA COMMISSION	-	-
	SHARIA COURT OF APPEAL	56,909.95	12,661.97
	JUDICIARY SERVICE COMMISSION	<u>1,404,462.65</u>	<u>5,102.65</u>
	TOTAL FOR LAW & JUSTICE SECTOR	<u>2,239,746.24</u>	<u>6,941,411.81</u>



Social Sector

	2020	2019
	₦	₦
SOCIAL SECTOR		
SCHOOL OF HEALTH TECH. MINNA	20,758,709.68	5,036,328.81
MIN. OF WOMEN AFFAIRS	10,071.50	41,819.25
BUREAU OF RELIGIOUS AFFAIRS	4,809.66	33,502.41
MINISTRY OF HEALTH	18,358.69	7,937.57
ZAKA'AK & ENDOWMENT BOARD	-	-
MIN. OF TERTIARY EDUCATION	6,108.55	10,483.30
INSTITUTE OF TECH.& INNOVATION	118,382.94	112,358.12
SCHOOL OF MIDWIFERY MINNA	5,829,686.52	3,603,014.82
HOSPITAL MGT BOARD	709,873.24	193,371.61
IBB UNIVERSITY LAPAI	64,791,743.68	17,706,148.21
MIN, FOR LOCAL GOVT	502,182.62	69,562.12
SCIENCE & TECHNICAL S. BOARD	3,496.88	1,707.36
SUBEB	3,391,124.51	207,582.77
N/S TEACHER PROFESSIONAL DEV. INST.	19,061,733.57	
NISSA"AN	2,027,068.33	718,943.20
COLLEGE OF EDUCATION	19,748,730.02	6,874,102.76
NOMADIC AFFAIRS	1,768.00	1,837.50
IBB SPECIALIST HOSPITAL	2,918,216.76	526,115.03
COLLEGE OF AGRIC MOKWA	1,096,102.41	14,836.00
MINISTRY OF EDUCATION	246,731.57	2,123,594.02
NIGRER STATE POLYTECHNIC	2,945,465.13	1,077,306.22
NSPHCDA	469,488.37	4,105,699.30
SECONDARY EDUCATION BOARD	2,814.26	20,151.56
N/S PRIVATE SCHOOL BOARD		3,554.58



Social Sector (Cont'd.)

	2020	2019
	₦	₦
MIN.OF SPORT DEVELOPMENT	8,303.57	163,657.15
MIN OF YOUTH	1,292.31	9,423.15
AGENCE FOR MASS EDUCATION	1,972.78	2,708.78
SCHOLARSHIP BOARD	572,908.93	2,005.87
LIBRARY BOARD	1,255.82	600.67
SCHOOL OF NURSING BIDA	13,190.20	1,807.74
SCH. OF HEALTH TUNGA MANGAJIYA	241,869.80	107,781.80
NSDHCMA	8,413.33	9,422.76
NIPDA	-	1,200.13
NISEPA	5,926.99	5,391.99
TOTAL FOR SOCIAL SECTOR	<u>145,517,800.62</u>	<u>42,793,956.56</u>
TOTAL OF MDA CASH BALANCES	<u>5,194,857,153.61</u>	<u>7,581,810,864.56</u>
GRAND CASH TOTAL	<u>5,194,857,153.61</u>	<u>7,581,810,864.56</u>



24.3: Cash Held: External Loans

		2020	2019
	BAL. C/D	-	-
	TOTAL LOAN RECEIVED DURING THE YEAR	-	-
		-	-
	AMOUNT UTILISED DURING THE YEAR	-	-
	BAL. B/D	-	-



Note 25: Inventories

		2020	2019
	ENGINEERING STORES	-	-
	MEDICAL STORES	-	-
	INDUSTRIAL & CHEMICAL STORES	-	-
	AMMUNITIONS	-	-
	FUEL & LUBRICANTS	-	-
	AGRICULTURAL INPUTS	-	-
	FARM STOCK	-	-
	SCHOLASTIC MATERIALS	-	-
	STATIONERIES STORES	-	-
	PRINTED MATERIALS	-	-
	BUILDING MATERIALS	-	-
	STRATEGIC STOCK PILES	-	-
	UNISSUED CURRENCY	-	-
	STAMPS	-	-
	PROPERTY HELD FOR SALE	-	-
	OTHER STOCK	-	-
	WORK-IN-PROGRESS	-	-
	TOTAL	-	-



Note 26: Receivables

		2020	2019
		N	N
	AMOUNT DUE FROM NCR	2,624,372,664.32	-
	DEDUCTIONS AT SOURCE NOT APPLIED FOR LOAN REPAYMENTS	<u>231,849,321.71</u>	-
	TOTAL	<u>2,856,221,986.03</u>	-



Note 27: Prepayments/Arrears of Revenue

		2020	2019
	PREPAYMENTS	-	-
	ARREARS OF REVENUE	-	-
	TOTAL	-	-



Note 28: Loans Granted

28.1: Local Loans

		2020	2019
	LOAN TO STATE GOVERNMENTS	-	-
	LOAN TO LOCAL GOVERNMENTS	-	-
	LOAN TO GOVERNMENT OWNED COMPANIES	-	-
	LOAN TO PRIVATE COMPANIES	-	-
	SUB TOTAL	-	-

28.2: Foreign Loans

		2020	2019
	LOAN TO FOREIGN GOVERNMENTS	-	-
	LOAN TO FOREIGN/INTERNATIONAL ORGANIZATIONS	-	-
	LOAN TO FOREIGN COMPANIES	-	-
	SUB TOTAL	-	-
	TOTAL LOAN GRANTED	-	-



Note 29: Investments

29.1: Local Investments

	2020	2019
	N	N
FIXED DEPOSITS		
LOCAL INVESTMENTS: QUOTED COMPANIES		-
GUARANTY BANK	1,409,074.00	1,334,074.90
NIG INSURANCE PLC	60,418.80	60,418.80
NIG BREWERY	1,290,480.00	1,268,972.00
OANDO PLC	44,464.00	50,688.96
VERITAS KAPITAL PLC	7,680,000.00	6,400,000.00
WAPCO	562,500.00	345,000.00
GILT-EDGED SECURITIES	<u>574,033,000.00</u>	
SUB-TOTAL – QUOTED COMPANIES	<u>585,079,936.80</u>	<u>9,459,154.66</u>
LOCAL INVESTMENTS: UNQUOTED COMPANIES		
NORTH SOUTH POWER COMPANY	2,387,200,480.09	2,387,200,480.09
SUB-TOTAL – UNQUOTED COMPANIES	<u>2,387,200,480.09</u>	<u>2,387,200,480.09</u>
SUB-TOTAL – LOCAL INVESTMENTS	<u>2,972,280,416.89</u>	<u>2,396,659,634.75</u>
Note		
Guilt-edge securities refer to a portfolio of different stocks held in trust by International Standard Securities Limited on behalf of Niger State Government.		



29.2: Foreign Investments

	2020	2019
FIXED DEPOSITS	₦	₦
FOREIGN INVESTMENTS: QUOTED COMPANIES		
FOREIGN INVESTMENTS: NON-QUOTED COMPANIES		
SUB-TOTAL – FOREIGN INVESTMENTS	=	=
TOTAL INVESTMENT	<u>2,972,280,416.89</u>	<u>2,396,659,634.75</u>



Note 30: Fixed Assets - PPE

30	FIXED ASSETS - PPE	LAND & BUILDING	INFRASTRUCTURE	PLANT & MACHINERY	TRANSPORTATION EQUIPMENT	OFFICE EQUIPMENT	FURNITURE & FITTINGS	OTHER PPE	TOTAL
		N	N	N	N	N	N		N
	BALANCE B/FORWARD	9,781,456,898.90	20,527,709,377.15	439,969,487.65	1,435,000,967.01	510,521,272.75	346,090,116.27	15,046,068.93	33,055,794,188.65
	ADDITIONS DURING THE YEAR	7,274,638,522.18	16,908,793,261.12	470,811,930.00	-	298,322,109.61	-	58,626,062.00	25,011,191,884.90
	COVID CAPITAL EXPENDITURE	14,530,000,000.00	2,348,411,890.47	-	774,081,174.37	139,449,288.45	176,071,429.97		17,968,013,783.26
	BALANCE C/FORWARD	<u>31,586,095,421.07</u>	<u>39,784,914,528.74</u>	<u>910,781,417.65</u>	<u>2,209,082,141.38</u>	<u>948,292,670.81</u>	<u>522,161,546.24</u>	<u>73,672,130.93</u>	<u>76,034,999,856.82</u>
	ACCUMULATED DEPRECIATION:								
	BALANCE B/FORWARD	195,629,137.98	2,052,770,937.71	43,996,948.76	358,750,241.75	127,630,318.19	69,218,023.25		2,847,995,607.65
	CHARGE FOR THE YEAR	631,721,908.42	3,978,491,452.87	91,078,141.76	552,270,535.35	237,073,167.70	104,432,309.25		5,595,067,515.35
	DISPOSAL DURING THE YEAR								-
	BALANCE C/FORWARD	<u>827,351,046.40</u>	<u>6,031,262,390.59</u>	<u>135,075,090.53</u>	<u>911,020,777.10</u>	<u>364,703,485.89</u>	<u>173,650,332.50</u>	<u>-</u>	<u>8,443,063,123.01</u>
	NET BOOK VALUE								
	AS AT 31/12/2020	<u>30,758,744,374.67</u>	<u>33,753,652,138.15</u>	<u>775,706,327.12</u>	<u>1,298,061,364.28</u>	<u>583,589,184.92</u>	<u>348,511,213.74</u>	<u>73,672,130.93</u>	<u>67,591,936,733.81</u>
	AS AT 31/12/2019	<u>9,585,827,760.92</u>	<u>18,474,938,439.43</u>	<u>395,972,538.88</u>	<u>1,076,250,725.26</u>	<u>382,890,954.56</u>	<u>276,872,093.02</u>	<u>15,046,068.93</u>	<u>30,207,798,581.00</u>



30.1: Details

30.1	DETAILS:	2020	2019
		N	N
	LAND & BUILDING		
	LAND		
	LAND & BUILDINGS - OFFICE	4,742,453,448.14	5,370,558,940.84
	LAND & BUILDINGS - RESIDENTIAL	2,255,415,074.04	4,410,897,958.06
	SILOS	276,770,000.00	
	STORAGE FACILITIES		
		<u>7,274,638,522.18</u>	<u>9,781,456,898.90</u>

30.2: Infrastructure

	RAILS		
	ROADS & BRIDGES	11,082,450,839.12	14,931,832,185.38
	AIRPORTS		
	HARBOURS/ SEA PORTS		30,424,904.60
	ZOOS, PARKS & RESERVES	6,055,000.00	57,305,358.60
	SECURITY INSTALLATIONS/ EQUIPMENT	-	292,462,982.75
	ELECTRICITY TRANSMISSION NETWORK	-	1,168,808,922.02
	WATER DISTRIBUTION NETWORK	-	1,847,922,073.41
	SEWAGE/ DRAINAGE NETWORK	4,902,757,100.00	742,193,422.00
	DAMS	317,940,322.00	66,749,000.00
	BOREHOLES	523,250,000.00	195,832,000.00
	WASTE DISPOSAL EQUIPMENT	76,340,000.00	152,334,467.50
	MEDICAL EQUIPMENT	-	1,041,844,060.89
	SPECIALISED RESEARCH EQUIPMENT (E.G. SATELLITE)		
	SUB-TOTAL	<u>16,908,793,261.12</u>	<u>20,527,709,377.15</u>



30.3: Plant and Machinery

30.3	PLANT & MACHINERY	2020	2019
	EARTH MOVING EQUIPMENT - BULL DOZERS ETC.	271,571,875.00	31,309,441.50
	INDUSTRIAL EQUIPMENT		
	NAVIGATIONAL EQUIPMENT		
	AGRICULTURAL EQUIPMENT	95,427,075.00	194,608,577.00
	POWER PLANTS		
	POWER GENERATING SETS	103,812,980.00	214,051,469.15
	SUB-TOTAL	<u>470,811,930.00</u>	<u>439,969,487.65</u>

30.4: Transportation Equipment

30.4	TRANSPORTATION EQUIPMENT	2020	2019
	SHIPS		
	AIR CRAFTS		
	TRAINS		
	BOATS		
	MOTOR VEHICLES		1,434,565,967.01
	TRICYCLE		
	MOTOR CYCLES		435,000.00
	BICYCLE		
	SUB-TOTAL		<u>1,435,000,967.01</u>



30.5: Office Equipment

30.5	OFFICE EQUIPMENT	2020	2019
	COMPUTERS	118,145,775.00	81,967,213.53
	PRINTERS	37,600,000.00	33,997,501.00
	SCANNERS	15,500,000.00	
	FAX MACHINE		
	PHOTOCOPIERS	62,000,000.00	
	TYPE-WRITERS		
	SHREDDING MACHINES		
	TELEVISION SETS	65,076,334.61	125,316,450.34
	RADIO SETS		
	AIR -CONDITIONER	-	266,773,107.87
	REFREGATORS		2,467,000.00
	PROJECTORS		
	BINDING EQUIPMENT		
	SUB-TOTAL	298,322,109.61	510,521,272.75

30.6: Furniture and Fittings

30.6	FURNITURE & FITTINGS	2020	2019
	CHAIRS		139,629,712.27
	TABLES		159,705,467.58
	FILE CABINETS/ CUPBOARDS		46,754,936.42
	STOOLS		
	SHELVES		
	CEILING FANS		
	SUB-TOTAL	-	346,090,116.27
	GRAND TOTAL	24,952,565,822.90	33,040,748,119.72



30.7: Other PPE

30.7	OTHER PPE	2020	2019
		N	N
	SERVICE CONCESSION ASSETS		
	HERITAGE ASSETS		
	BIOLOGICAL ASSETS	<u>58,626,062.00</u>	<u>15,046,068.93</u>
		<u>58,626,062.00</u>	<u>15,046,068.93</u>



30.8: COVID19 Capital Expenditures

30.7	COVID19 CAPITAL EXPENDITURES	2020	2019
		N	N
	CONSTRUCTION OF COVID ISOLATION CENTRES	14,530,000,000.00	
	MEDICAL EQUIPMENT	904,006,142.23	
	MOTOR VEHICLES	773,346,236.87	
	MOTOR CYCLES	734,937.50	
	ELECTRICITY TRANSMISSION EQUIPMENT	788,793,496.45	
	SECURITY EQUIPMENT	141,968,881.65	
	WATER DISTRIBUTION EQUIPMENT	513,643,370.14	
	AIR CONDITIONERS	139,449,288.45	
	FURNITURE AND FITTINGS	<u>176,071,429.97</u>	
		<u>17,968,013,783.26</u>	
	NOTE:		
	1. There is no PPE acquired through Public Sector Combinations		
	2. Niger State Government did not carry out a revaluation exercise since there were no indicators of impairment of assets		
	3. There were not pledges or restrictions on any asset of the State		
	4. Biological assets comprise trees for production of timber in future.		
	5. The biological assets have been valued at cost since there is lack of information on their fair value less cost to sell.		



Note 31: Fixed Assets – Investment Property

31	FIXED ASSETS - INVESTMENT PROPERTY	LAND & BUILDING	INFRASTRUCTURE	PLANT & MACHINERY	TRANSPORTATION EQUIPMENT	OFFICE EQUIPMENT	FURNITURE & FITTINGS	TOTAL
	BALANCE B/FORWARD	-	-	-	-	-	-	-
	ADDITIONS DURING THE YEAR (28.1)	-	-	-	-	-	-	-
	DISPOSAL DURING THE YEAR	-	-	-	-	-	-	-
	BALANCE C/FORWARD	-	-	-	-	-	-	-
	-							
	ACCUMULATED DEPRECIATION:							
	BALANCE B/FORWARD	-	-	-	-	-	-	-
	ADDITIONS DURING THE YEAR	-	-	-	-	-	-	-
	DISPOSAL DURING THE YEAR	-	-	-	-	-	-	-
	BALANCE C/FORWARD	-	-	-	-	-	-	-
	NET BOOK VALUE							
	AS AT 31/12/20x2	-	-	-	-	-	-	-
	AS AT 31/12/20x1	-	-	-	-	-	-	-



31.1: Details

31.1	DETAILS	2020	2019
	INVESTMENT - LAND & BUILDING		
	INVESTMENT - LAND & BUILDINGS - OFFICE	-	-
	INVESTMENT - LAND & BUILDINGS - RESIDENTIAL	-	-
	INVESTMENT - SILOS	-	-
	INVESTMENT - STORAGE FACILITIES	-	-

31.2: Investment - Infrastructure

31.2	INVESTMENT - INFRASTRUCTURE	2020	2019
	INVESTMENT - RAILS	-	-
	INVESTMENT - ROADS & BRIDGES	-	-
	INVESTMENT - AIRPORTS	-	-
	INVESTMENT - HARBOURS/ SEA PORTS	-	-
	INVESTMENT - ZOOS, PARKS & RESERVES	-	-
	INVESTMENT - SECURITY INSTALLATIONS/ EQUIPMENT	-	-
	INVESTMENT - ELECTRICITY TRANSMISSION NETWORK	-	-
	INVESTMENT - WATER DISTRIBUTION NETWORK	-	-
	INVESTMENT - SEWAGE/ DRAINAGE NETWORK	-	-
	INVESTMENT - DAMS	-	-
	INVESTMENT - SPECIALISED RESEARCH EQUIPMENT (E.G. SATELLITE)	-	-



31.3: Investment – Plant and Machinery

31.3	INVESTMENT - PLANT & MACHINERY	2020	2019
	INVESTMENT - EARTH MOVING EQUIPMENT - BULL DOZERS ETC.	-	-
	INVESTMENT - INDUSTRIAL EQUIPMENT	-	-
	INVESTMENT - NAVIGATIONAL EQUIPMENT	-	-
	INVESTMENT - POWER PLANTS	-	-
	INVESTMENT - POWER GENERATING SETS	-	-

31.4: Investment – Transportation Equipment

31.4	INVESTMENT - TRANSPORTATION EQUIPMENT	2020	2019
	INVESTMENT - SHIPS	-	-
	INVESTMENT - AIR CRAFTS	-	-
	INVESTMENT - TRAINS	-	-
	INVESTMENT - SEA BOATS	-	-
	INVESTMENT - MOTOR VEHICLES	-	-
	INVESTMENT - TRICYCLE	-	-
	INVESTMENT - MOTOR CYCLES	-	-
	INVESTMENT - BICYCLE	-	-



31.5: Investment – Office Equipment (General)

31.5	INVESTMENT - OFFICE EQUIPMENT - GENERAL	2020	2019
	INVESTMENT - COMPUTERS	-	-
	INVESTMENT - PRINTERS	-	-
	INVESTMENT - SCANNERS	-	-
	INVESTMENT - FAX MACHINE	-	-
	INVESTMENT - PHOTOCOPIERS	-	-
	INVESTMENT - TYPE-WRITERS	-	-
	INVESTMENT - SHREDDING MACHINES	-	-
	INVESTMENT - PROJECTORS	-	-
	INVESTMENT - BINDING EQUIPMENT	-	-

31.6: Investment – Furniture and Fittings (General)

31.6	INVESTMENT - FURNITURE & FITTINGS - GENERAL	2020	2019
	INVESTMENT - CHAIRS	-	-
	INVESTMENT - TABLES	-	-
	INVESTMENT - FILE CABINETS/ CUPBOARDS	-	-
	INVESTMENT - TELEVISION SETS	-	-
	INVESTMENT - RADIO SETS	-	-
	INVESTMENT - AIR -CONDITIONER	-	-
	INVESTMENT - STOOLS	-	-
	INVESTMENT - SHELVES	-	-
	INVESTMENT - CEILING FANS	-	-



Note 32: Intangible Assets

	SOFTWARE	PATENT	DEVELOPMENT	FRANCHISE	MONUMENT	HERITAGE	TOTAL
	₦	₦	₦	₦	₦	₦	₦
BALANCE B/FORWARD	268,969,752.00						268,969,752.00
ADDITIONS DURING THE YEAR	225,919,364.06						225,919,364.06
DISPOSAL DURING THE YEAR							-
BALANCE C/FORWARD	<u>494,889,116.06</u>	-	-	-	-	-	<u>494,889,116.06</u>
ACCUMULATED AMORTIZATION:							
BALANCE B/FORWARD	53,793,950.40		-				53,793,950.40
ADDITIONS DURING THE YEAR	98,977,823.21		-				98,977,823.21
DISPOSAL DURING THE YEAR							-
BALANCE C/FORWARD	<u>152,771,773.61</u>	-	-	-	-	-	<u>152,771,773.61</u>
NET BOOK VALUE							
AS AT 31/12/2020	<u>342,117,342.45</u>	-	-	-	-	-	<u>342,117,342.45</u>
AS AT 31/12/2019	<u>215,175,801.60</u>	-	-	-	-	-	<u>215,175,801.60</u>
Note:							

1. Software is a system acquired externally by the MDAs for Monitoring and Evaluation
2. The software's estimated useful life is five years.
3. Niger State Government did not have any software that was fully amortised
4. Niger State Government does not have any intangible asset which it controls but does not meet recognition criteria



Note 33: Deposits

33	DEPOSITS	<u>TOTAL</u>	<u>2020</u>
	CONTRACT RETENTION FEES	-	-
	PRISON IN-MATES DEPOSITS	-	-
		-	-



Note 34: Short-Term Loans and Debts

34.1	BANK OVERDRAFTS	2020	2019
		₦	₦
	BALANCE BROUGHT FORWARD 1/1/2020	1,600,062,915.35	
	ADD:		
	ADDITIONS DURING THE YEAR	1,064,673,782.40	1,600,062,915.35
	ACCUMMULATED INTEREST/ CHARGES		
	SUB-TOTAL (A)	<u>2,664,736,697.75</u>	<u>1,600,062,915.35</u>
	LESS:		
	REPAYMENTS FOR THE YEAR	- 1,600,062,915.35	
	ACCUMMULATED INTEREST/ CHARGES PAID IN THE YEAR		
	LOAN RECLASSIFICATION		
	SUB-TOTAL (B)	<u>- 1,600,062,915.35</u>	<u>=</u>
	CLOSING BALANCE AS AT 31/12/20X2 (A-B)	<u>1,064,673,782.40</u>	<u>1,600,062,915.35</u>
	GRAND TOTAL	<u>1,064,673,782.40</u>	<u>1,600,062,915.35</u>



Note 35: Unremitted Deductions

35.1: Unremitted Taxes

35	UNREMITTED DEDUCTIONS	BAL. B/D	DEDUCTIONS DURING YR.	REMITTANCES DURING YR.	BAL. C/D
35.1	UNREMITTED TAXES				
	UNREMITTED TAXES: PAYE	-	-	-	-
	UNREMITTED TAXES: WITHHOLDING TAX	-	-	-	-
	UNREMITTED TAXES: VALUE ADDED TAX	-	-	-	-

35.2: Unremitted Deductions from Salary

35.2	UNREMITTED DEDUCTIONS FROM SALARY	BAL. B/D	DEDUCTIONS DURING YR.	REMITTANCES DURING YR.	BAL. C/D
	NATIONAL HEALTH INSURANCE SCHEME	-	-	-	-
	CONTRIBUTORY PENSION SCHEME	-	-	-	-
	UNION DUES	-	-	-	-
	FGSHLB DEDUCTIONS	-	-	-	-
	CO-OPERATIVE SOCEITY	-	-	-	-
	NATIONAL HOUSING FUND	-	-	-	-
	INSURANCE PROGRAMMES	-	-	-	-
	WELFARE LOAN SCHEME	-	-	-	-
	DEPENDENT FUND	-	-	-	-
	POVERTY ALLEVIATION SCHEME	-	-	-	-
	PRESIDENTIAL MVA SCHEME	-	-	-	-
	PRESIDENTIAL PIONEER CAR REFURBISHING LOAN SCHEME	-	-	-	-
	REFUSE DISPOSAL DEDUCTION	-	-	-	-
	LOAN DEDUCTIONS	-	-	-	-
	PAYCUT RECOVERABLE	-	-	-	-
	OVERPAYMENT RECOVERABLE	-	-	-	-
		=	=	=	=



Note 36: Accrued Expenses (Including Pension & Gratuity)

36	Accrued Expenses (Including Pension & Gratuity)	2020	2019
		₦	₦
	CONTRACTORS ARREARS	1,281,734,816.57	1,281,734,816.57
	PENSION ARREARS	16,016,596,675.43	12,764,346,307.87
	PROFESSIONAL FEES	-	-
	GOODS & SERVICES	-	-
	UTILITIES	-	-
	SALARY ARREARS	-	-
	STAFF CLAIMS	-	-
	TOTAL	<u>17,298,331,492.00</u>	<u>14,046,081,124.44</u>

Note

a) Pension charge for 2020

Pension expense for the year ended 2020 is determined as follows

	₦
Closing balance-pension arrears	16,016,596,675.43
Payments made during the year	6,549,056,740.17
Opening balance-Pension arrears	<u>12,764,346,307.87</u>
Pension expense for year ended 31 December 2020	<u>9,801,307,107.73</u>



Note 37: Current Portion of Borrowing

37	CURRENT PORTION OF BORROWING	2020	2019
		₦	₦
	TREASURY BONDS	1,473,663,760.80	-
	BI-LATERAL LOANS	-	-
	MULTI-LATERAL LOANS	-	-
	DOMESTIC LOANS	1,961,434,427.19	-
	TOTAL	3,435,098,187.99	-



Note 38: Public Funds

38.1: Trust Fund

38	PUBLIC FUNDS	2020	2019
38.1	TRUST FUNDS		
	EDUCATION TRUST FUND	-	-
	PETROLUUM TECHNOLOGY DEVELOPMENT FUND	-	-

38.2: Revolving Funds

38.2	REVOLVING FUNDS		
	FERTILIZER REVOLVING FUND	-	-

38.3: Other Funds

38.3	OTHER FUNDS		
	POLICE REWARD FUND	-	-
	PRISON REWARD FUND	-	-
	ARMED FORCES REWARD FUND	-	-
	NIGERIAN EX-SERVICEMEN REWARD FUND	-	-
	COCOA RESEARCH INSTITUTE OF NIGERIA FUND	-	-
	FERTILIZER REVOLVING FUND	-	-
	SINKING FUND FOR JUDGEMENT DEBT FUND	-	-
		=	=
	TOTAL	=	=



Note 39: Borrowings

39	BORROWINGS	BAL. B/D	RECEIVED DURING YR.	PAYMENTS DURING YR.	ADJUSTMENTS DURING YR.	BAL. C/D
		N	N	N	N	N
39.1	DOMESTIC BORROWING					
	ZENITH BANK	3,408,669,403.06	7,113,041,084.58	2,413,269,435.76		8,108,441,051.88
	10.5 BILLION BOND		10,500,000,000.00			10,500,000,000.00
	9. BILLION BOND	1,356,854,751.54		867,212,456.82		489,642,294.72
	12 BILLION BOND	2,726,835,929.57		1,742,814,463.49		984,021,466.08
	BAIL OUT SKY BANK	3,980,022,740.10		59,357,673.26		3,920,665,066.84
	BAIL OUT FCMB	1,979,166,666.50		79,383,283.18		1,899,783,383.32
	EXCESS CRUDE LOAN	8,083,333,333.18		124,999,999.45		7,958,333,333.73
	BUDGET SUPPORT	17,530,179,397.28		29,886,438.01		17,500,292,959.27
	AGRIC. DEV. LOAN	-	1,500,000,000.00			1,500,000,000.00
	SME LOAN	<u>1,647,989,773.61</u>		67,943,006.70		<u>1,580,046,766.91</u>
	URBAN MASS TRANSIT		616,000,000.00			616,000,000.00
	SUB-TOTAL	<u>40,713,051,994.84</u>	<u>19,729,041,084.58</u>	<u>5,384,866,756.67</u>	-	<u>55,057,226,322.75</u>

39.2: Bilateral Loans

39.2	BILATERAL LOANS	BAL. B/D	RECEIVED DURING YR.	PAYMENTS DURING YR.	ADJUSTMENTS DURING YR.	BAL. C/D
		N	N	N	N	N
	BILATERAL LOANS 1					-
	BILATERAL LOANS 2					-
	BILATERAL LOANS 3					-
	SUB-TOTAL	-	-	-	-	-



Borrowings (Cont'd)

39:3: Multi-lateral Loans

		BAL. B/D ₦	RECEIVED DURING YR. ₦	PAYMENTS DURING YR. ₦	ADJUSTMENTS DURING YR. ₦	BAL. C/D ₦
39.3	MULTI-LATERAL LOANS					
	MULTI-LATERAL LOANS	19,974,454,036.03	7,591,192,445.14	821,530,451.12		26,744,116,030.05
	SUB-TOTAL	<u>19,974,454,036.03</u>	<u>7,591,192,445.14</u>	<u>821,530,451.12</u>	-	<u>26,744,116,030.05</u>
	TOTAL BORROWINGS	<u>60,687,506,030.87</u>	<u>27,320,233,529.72</u>	<u>6,206,397,207.79</u>	-	<u>81,801,342,352.80</u>
	LESS: CURRENT PORTION OF LOANS					<u>3,435,098,187.99</u>
	NON-CURRENT PORTION					<u>78,366,244,164.81</u>



Note: Breakdown of Multilateral Loans

CREDITOR	LOAN TITLE		DEBT OUTSTANDING AT AT (31.12.2020)			EXCHANGE RATE (NAIRA TO ORIGINAL CURRENCY)	EXCHANGE RATE (NAIRA TO USD)
		LOAN CURRENCY	PRINCIPAL BALANCE IN ORIGINAL CURRENCY	DOD IN USD EQUIVALENT	DOD AS AT DECEMBER 31, 2020 IN NAIRA		
AJDF	Niger State - 2nd Phase Rural Access and Mobility Project	USD	6,000,000.00	6,000,000.00	2,280,000,000.00	380.0	380.0
AJDF	Niger State - Kwara Health Project ADF (9.96%) CHF	CHF	3,599.10	3,902.31	1,482,877.43	412.0	380.0
AJDF	Niger State - Kwara Health Project ADF (9.96%) DEM	EUR	145,033.58	169,964.85	64,586,643.91	445.3	380.0
AJDF	Niger State - Kwara Health Project ADF (33.41%) FRF	EUR	121.48	142.36	54,097.72	445.3	380.0
AJDF	Niger State - Kwara Health Project ADF (9.96%) USD	USD	727,375.49	727,375.49	276,402,686.20	380.0	380.0
AJDF	Niger State - Kwara Health Project ADF (33.41%) EUR	EUR	2,017.85	2,364.72	898,593.00	445.3	380.0
AJDF	Niger Health System Development IV - ADF	EUR	1,284,101.89	1,504,839.00	571,838,821.86	445.3	380.0
AJDF	Niger Health System Development IV - ADF	USD	2,609,650.99	2,479,168.44	942,084,007.39	361.0	380.0
IDA	Niger State - Universal Basic Education - IDA	USD	3,023,753.51	3,023,753.51	1,149,026,333.80	380.0	380.0
IDA	Niger State - Health System Development - IDA	XDR	354,959.38	505,923.60	192,250,969.64	541.6	380.0
IDA	Niger State - Local Empowerment and Environment - IDA	USD	4,808,040.94	4,567,638.89	1,735,702,779.34	361.0	380.0
IDA	Niger State - National Fadama II - IDA	XDR	3,351,219.90	4,716,171.77	1,792,145,270.80	534.8	380.0
IDA	Niger State - Community and Social Development Project	XDR	3,087,499.88	4,345,038.58	1,651,114,660.83	534.8	380.0
IDA	Niger State Third National Fadama Development Project	XDR	2,897,050.85	4,109,176.93	1,561,487,231.74	539.0	380.0
IDA	Niger State Health System Development Project II - (Add	XDR	924,116.49	1,317,143.23	500,514,428.61	541.6	380.0
IDA	Niger State - Second HIV/AIDS Program Development Project	XDR	3,085,819.67	4,342,674.02	1,650,216,128.20	534.8	380.0
IDA	Niger State - Youth Empowerment and Social Support Opt.	USD					
IDA	Niger State - Second Rural Access and Mobility Project - IDA	XDR	23,062,305.24	32,563,975.00	12,374,310,499.57	536.6	380.0
IDA	Niger State - Community and Social Development Project (Addtnl. Fin.)	USD					
	TOTAL			70,379,252.71	26,744,116,030.05		



Note

Note	₦
Borrowing receivable during the year	27,320,233,529.72
Amount due from NCR	<u>2,624,372,664.32</u>
Borrowing received in cash during the year	<u>24,695,860,865.40</u>



Note 40: Reserves

40	RESERVES	BAL B/D ₦	ADDITIONS DURING YR. ₦	ADJUSTMENTS DURING YR. ₦	BAL. C/D ₦
	STATEMENT OF FINANCIAL PERFORMANCE - SURPLUS/(DEFICIT)	-	-	-	-
	REVALUATION RESERVE	=	=	=	=
		=	=	=	=



Note 41: Accumulated Surpluses/(Deficits)

41	ACCUMULATED SURPLUSES/(DEFICITS)	-	
		2020	2019
		₦	₦
	BALC/D	- 35,932,205,188.75	- 58,118,786,744.93
	SURPLUS/ DEFICIT FOR YR.	14,725,271,194.33	22,186,581,556.18
	ADJUSTMENTS DURING YR.	-	-
	BAL. B/D	- 21,206,933,994.40	- 35,932,205,188.75



Supplementary Notes

1. Government Share of FAAC (Statutory Revenue)

	2020			2019		
	A	B				
MONTH	NET RECEIPT	DEDUCTED AT SOURCE	TOTAL	NET RECEIPT	DEDUCTED AT SOURCE	TOTAL
	₦	₦	₦	₦	₦	₦
JANUARY	3,657,158,899.52	642,227,035.77	4,299,385,935.29	3,441,901,733.13	601,475,394.59	4,043,377,127.72
FEBRUARY	3,202,698,901.93	653,000,228.84	3,855,699,130.77	3,087,160,011.61	601,018,965.50	3,688,178,977.11
MARCH	2,730,475,823.59	674,583,454.55	3,405,059,278.14	2,908,645,145.84	593,488,877.50	3,502,134,023.34
APRIL	2,772,270,447.31	678,062,857.51	3,450,333,304.82	2,702,426,724.93	599,320,655.26	3,301,747,380.19
MAY	2,015,099,999.89	675,661,112.62	2,690,761,112.51	3,200,254,609.03	596,789,419.33	3,797,044,028.36
JUNE	2,678,697,835.65	356,655,978.82	3,035,353,814.47	3,651,595,227.02	598,338,337.23	4,249,933,564.25
JULY	2,831,817,618.23	356,655,978.82	3,188,473,597.05	4,051,163,524.27	595,898,179.56	4,647,061,703.83
AUGUST	3,678,575,822.93	356,655,978.82	4,035,231,801.75	3,930,138,657.28	597,497,081.41	4,527,635,738.69
SEPTEMBER	3,626,104,612.75	365,702,969.58	3,991,807,582.33	3,727,397,730.68	831,084,091.36	4,558,481,822.04
OCTOBER	2,187,212,843.19	365,702,969.58	2,552,915,812.77	3,794,309,646.77	641,717,779.26	4,436,027,426.03
NOVEMBER	2,267,458,837.37	365,702,969.58	2,633,161,806.95	3,731,551,839.68	643,285,858.40	4,374,837,698.08
DECEMBER	2,175,204,088.37	837,052,978.95	3,012,257,067.32	3,007,099,664.26	640,826,540.27	3,647,926,204.53
TOTAL	33,822,775,730.73	6,327,664,513.44	40,150,440,244.17	41,233,644,514.50	7,540,741,179.67	48,774,385,694.17



Share of Statutory Allocation

MONTH	C	D	E	Total	
	Statutory Allocation - Other Agencies	Share of Excess Crude oil A/c	Value Added Tax Allocation	2020	2019
	₦	₦	₦	₦	₦
JANUARY	8,764,250.62	-	1,256,466,199.52	1,265,230,450.14	1,122,364,351.35
FEBRUARY	262,103,867.17	-	1,119,411,718.60	1,381,515,585.77	1,840,061,103.78
MARCH	589,918,890.90	-	1,062,209,528.83	1,652,128,419.73	1,488,482,276.92
APRIL	471,838,611.79	-	1,294,620,977.01	1,766,459,588.80	1,415,014,902.39
MAY	1,388,722,046.86	-	996,256,902.79	2,384,978,949.65	2,481,106,157.30
JUNE	217,518,367.92	-	1,124,635,488.96	1,342,153,856.88	1,174,911,492.81
JULY	743,328,368.22	-	1,381,438,538.70	2,124,766,906.92	1,206,049,920.25
AUGUST	100,000,000.00	-	1,412,475,140.44	1,512,475,140.44	1,045,733,619.16
SEPTEMBER	-	-	1,634,242,516.17	1,634,242,516.17	1,143,678,767.38
OCTOBER	1,561,145,730.96	-	1,532,015,363.33	3,093,161,094.29	1,031,568,876.24
NOVEMBER	1,328,305,082.91	-	1,398,706,608.46	2,727,011,691.37	1,234,031,502.03
DECEMBER	57,129,923.98	-	1,662,015,906.20	1,719,145,830.18	1,403,470,653.77
TOTAL	6,728,775,141.33	-	15,874,494,889.01	22,603,270,030.34	16,586,473,623.38



2. Tax Revenue

ECON CODES	2020			VARIANCE ₦	2019
	TAX REVENUE	ACTUAL ₦	BUDGET ₦		ACTUAL ₦
	NIGER STATE GOVERNMENT				
12010101	PAYE	5,718,020,126.54	3,376,060,264.94	2,341,959,861.60	4,830,892,161.07
12010102	DIRECT ASSESSMENT	195,758,841.02	69,287,973.85	126,470,867.17	166,113,602.82
12010109	WHT TAX ON DIVIDENT	581,708,570.85	54,005,724.26	527,702,846.59	592,321,117.33
12010109	WHT ON RENT	14,714,981.62	12,492,078.67	2,222,902.95	23,968,932.19
12010104	STAMP DUTY	1,521,847.11	1,875,302.63	353,455.52	2,845,773.68
12010105	POOL AND BETTING	-	3,780,000.00	3,780,000.00	300,000.00
12010107	CAPITAL GAIN TAX	1,160,000.00	18,007,500.00	16,847,500.00	22,935,000.00
12010109	TAX RECOVERED FROM AUDIT	1,446,195,267.37	655,474,141.01	790,721,126.36	316,626,757.35
12010109	TAX ON CONTRACT AND SUPPLY	135,279,891.42	96,262,290.68	39,017,600.74	152,457,591.43
12010109	TAX ON INTEREST AND SAVINGS	150,672,528.12	136,563,672.72	14,108,855.40	263,076,811.26
12010109	WHT ON COMMISSION	42,816,839.53	58,333,333.33	15,516,493.80	2,901,175.35
12010109	WHT ON DIRECTORS FEES	3,269,629.58	-	3,269,629.58	-
12010109	WHT ON PROFESSIONAL SERVICES	251,525.52	-	251,525.52	-
12010109	FCT PAYEE	-	-	-	6,434,875,489.05
	CONTRIBUTION BY MDA,S	-	-	-	463,202,258.18
	Total	8,291,370,048.68	4,482,142,282.09	3,809,227,766.59	13,272,516,669.71



3. Non-Tax Revenue

ECON CODES	NON-TAX REVENUE	2020			2019
		ACTUAL ₦	BUDGET ₦	VARIANCE ₦	ACTUAL ₦
120201	LICENSES 3.1	226,290,841.11	152,844,994.17	37,161,971.94	35,686,760.00
120202	MINING 3.2	-	-	-	-
120203	ROYALTIES 3.3	-	-	-	-
120204	FEES 3.4	334,333,323.05	1,514,130,832.14	1,327,839,289.64	216,998,241.24
120205	FINES	30,186,426.33	-	-	-
120206	SALES	71,283,440.20	-	-	-
120207	EARNING 3.5	-	59,281,250.00	59,281,250.00	88,018,125.00
120209	Rent on Government Land and Others	105,939,732.50	-	-	-
120208	RENT OF GOVERNMENT PROPERTY 3.6	1,500,895,000.00	87,791,666.67	1,412,208,333.33	300,000,000.00
	Total	2,268,928,763.19	1,814,048,742.98	62,249,765.63	640,703,126.24



3.1: Licenses

ECON CODES	LICENSES	2020			2019
		ACTUAL ₦	BUDGET ₦	VARIANCE ₦	ACTUAL ₦
12020137	AUCTIONING LICENCE	3,228,000.00	-	-	-
12020105	PRINTING OF GOVT CLASSIFIED DOCUMENT	-	-	-	-
12020106	STATE INDEGINESHIP	-	-	-	-
12020107	AUCTIONING OF UNSERVICEABLE VEHICLE & PROPERTIES	-	-	-	-
12020133	PATENT MEDICINE LICENCE	4,730,875.00	-	-	-
12020136	PRIVATE HOSPITAL & CLINICS LICENCE	18,805,000.00	-	-	-
12020131	MOTOR VEHICLE LICENCE	9,053,294.34	-	-	-
12020132	LEANERS PERMITS	9,574,355.32	-	-	-
12020132	DRIVERS LICENCES	78,126,741.09	-	-	-
12020131	VEHICLE DEALERS LICENCE	18,365,642.34	-	-	-
12020131	HACKEN PERMITS	12,335,643.34	-	-	-
12020131	MOT PERMITS	25,735,644.34	-	-	-
12020131	VEHICLE LICENCE	46,335,645.34	-	-	-
12020130	LIQUOR LICENCE	-	-	-	-
12020137	HIDES & SKINS BUYERS LICENCE	-	-	-	-
12020119	FISHING LICENCE	-	-	-	-
	TOTAL	226,290,841.11	-	-	-



3.2: Mining

ECON CODES	MINING	2020			2019
		ACTUAL ₦	BUDGET ₦	VARIANCE ₦	ACTUAL ₦
	PENALTIES FOR ARREARS OF RENT	-	-	-	-
	PROSPECTING RIGHTS FEES	-	-	-	-
	FEES FOR QUARRYING LEASES & QUARRYING LICENSES	-	-	-	-
	RENT ON EXCLUSIVE PROSPECTING LICENSES	-	-	-	-
	RENT ON MINING RIGHTS	-	-	-	-
	RENT ON MINING LEASE	-	-	-	-
	RENT ON QUARRYING LEASE	-	-	-	-
	PREMIUM ON MINERALS LICENCES	-	-	-	-
	TOTAL	-	-	-	-



3.3: Royalties

ECON CODES	ROYALTIES	2020			2019
		ACTUAL ₦	BUDGET ₦	VARIANCE ₦	ACTUAL ₦
	ROYALTY ON QUARRIES	-	-	-	-
	ROYALTY ON TIN	-	-	-	-
	ROYALTY ON GOLD	-	-	-	-
	ROYALTY ON COLUMBITE	-	-	-	-
	ROYALTY ON BARYTES	-	-	-	-
	ROYALTY ON WOLFRAM	-	-	-	-
	ROYALTY ON ZINC ORE	-	-	-	-
	ROYALTY ON TANTALITE	-	-	-	-
	ROYALTY ON GYPSUM	-	-	-	-
	ROYALTY ON IRON ORE	-	-	-	-
	ROYALTY ON MARBLE	-	-	-	-
	ROYALTY ON LIMESTONE	-	-	-	-
	ROYALTY ON GEMSTONE	-	-	-	-
	TOTAL	-	-	-	-



3.4: Fines and Fees

Ministry of Education

ECON CODES	FINES & FEES	2020			2019
		ACTUAL ₦	BUDGET ₦	VARIANCE ₦	ACTUAL ₦
	MINISTRY OF EDUCATION				
	PRIVATE SCHOOLS				
12040072	Registration fee	9,445,000.00	5,000,000.00	- 4,445,000.00	3,650,229.33
12020458	Final Approval	50,000.00	1,500,000.00	1,450,000.00	19,323.61
12020458	Registration for (JSC) Exam fees	1,248,000.00	-	- 1,248,000.00	482,317.23
12020458	NECO/SSCE	100,000.00	1,500,000.00	1,400,000.00	38,647.21
12040017	Registration of contractors.	-	-	-	-
12020458	Renewal fees	7,962,000.00	45,000,000.00	37,038,000.00	3,077,091.15
12020458	Upgrading to Senior Schools	-	1,450,000.00	1,450,000.00	-
12020458	WEAC/NECO subject Accreditation	-	156,000.00	156,000.00	-
120400017	Sanctions	-	-	-	-
	Sales of bidding documents	-	-	-	-
	Withholding Tax	-	-	-	-
	Computer training, registration & Hall rent	-	-	-	-
	Book Review	-	-	-	-
	Training on extra moral classes	-	-	-	-
	Home Economic	-	-	-	-



Ministry of Education (Cont'd.)

-ECON CODES	FINES & FEES	2020			2019
		ACTUAL ₦	BUDGET ₦	VARIANCE ₦	ACTUAL ₦
	IBBU LAPAI				
12020417	Registration of contractors. (IBBU)	-		-	-
	TUTION FEE (All tertiary Institutions)	-			-
12020452	College of Nursing Sciences, Bida	-	2,460,000.00	2,460,000.00	-
12020452	College of Midwifery, Minna	-	7,640,000.00	7,640,000.00	-
12020452	College of Nursing Sciences School Midwifery, Kontagora	-	20,000,000.00	20,000,000.00	-
12020452	School of Health Technology, T/Magajiya	-	2,400,000.00	2,400,000.00	-
12020452	School of Health Technology, Minna	-	7,500,000.00	7,500,000.00	-
12020452	Niger State Polytechnic, Zungeru	-	7,450,000.00	7,450,000.00	-
12020452	College of Legal Studies, Minna	-	5,786,000.00	5,786,000.00	-
12020452	College of Agric, Mokwa	-	2,700,000.00	2,700,000.00	-
12020452	College of Education, Minna	-	22,712,000.00	22,712,000.00	-
12020452	Innovative Institute, Minna	-	3,201,000.00	3,201,000.00	-
	ACOMMODATION FEES(All tertiary Institutions)	-			-
12040491	College of Nursing Sciences, Bida	-	600,000.00	600,000.00	-
12040202	College of Midwifery, Minna	-	2,920,000.00	2,920,000.00	-
	College of Nursing Sciences School Midwifery, Kontagora	-	5,000,000.00	5,000,000.00	-
12040202	School of Health Technology T/Magajiya	-	850,100.00	850,100.00	-
12040202	Niger State Polytechnic, Zungeru	-	8,000,000.00	8,000,000.00	-
12040202	Innovative Institute, Minna	-	720,000.00	720,000.00	-
12040202	School of Health Technology, Minna	-	700,000.00	700,000.00	-
12040202	College of Education, Minna	-	10,000,000.00	10,000,000.00	-



Ministry of Education (Cont'd.)

ECON CODES	FINES & FEES	2020			2019
		ACTUAL ₦	BUDGET ₦	VARIANCE ₦	ACTUAL ₦
	EDUCATION DEVELOPMENT LEVY	-		-	-
12040063	IBBU, Lapai	-	24,555,190.85	24,555,190.85	-
12040063	College of Nursing Sciences, Bida	-	3,200,000.00	3,200,000.00	-
12040063	College of Midwifery, Minna	-	5,500,000.00	5,500,000.00	-
	College of Nursing Sciences School Midwifery, Kontagora	-	1,000,000.00	1,000,000.00	-
12040063	Niger State Polytechnic, Zungeru	-	-	-	-
12040063	College of Legal Studies, Minna	-	-	-	-
12040063	College of Agric, Mokwa	-	-	-	-
12040063	College of Education, Minna	-	30,000,000.00	30,000,000.00	-
	Innovative Institute, Minna	-	1,000,000.00	1,000,000.00	-
	LIBRARY DEVELOPMENT LEVY	-		-	-
12040063	College of Nursing Sciences, Bida	-	240,000.00	240,000.00	-
12040063	College of Midwifery, Minna	-	4,200,000.00	4,200,000.00	-
	College of Nursing Sciences School Midwifery, Kontagora	-	1,000,000.00	1,000,000.00	-
12040063	Niger State Polytechnic, Zungeru	-	5,200,000.00	5,200,000.00	-
12040063	College of Legal Studies, Minna	-	2,893,000.00	2,893,000.00	-
12040063	College of Agric, Mocha	-	5,892,500.00	5,892,500.00	-
12040063	College of Education, Minna	-	17,034,000.00	17,034,000.00	-
	Innovative Institute, Minna	-	300,000.00	300,000.00	-



Ministry of Education (Cont'd.)

ECON CODES	FINES & FEES	2020			2019
		ACTUAL ₦	BUDGET ₦	VARIANCE ₦	ACTUAL ₦
	EXAM FEES	-		-	-
12040316	Niger State Polytechnic, Zungeru	-	16,950,000.00	16,950,000.00	-
12040316	College of Legal Studies, Minna	-	28,930,000.00	28,930,000.00	-
12040316	College of Agric, Mokwa	-	3,600,000.00	3,600,000.00	-
12040316	College of Education, Minna	-	34,068,000.00	34,068,000.00	-
12040316	Innovative Institute, Minna	-	2,800,000.00	2,800,000.00	-
12040316	College of Midwifery, Minna	-	1,500,000.00	1,500,000.00	-
	College of Nursing Sciences School Midwifery, Kontagora	-	1,000,000.00	1,000,000.00	-
	REGISTRATION FEES	-		-	-
12040622	Niger State Polytechnic, Zungeru	-	5,950,000.00	5,950,000.00	-
12040622	College of Agric, Mokwa	-	2,250,000.00	2,250,000.00	-
12040022	College of Nursing Sciences, Bida	-	8,784,000.00	8,784,000.00	-
12040322	College of Legal Studies, Minna	-	7,232,500.00	7,232,500.00	-
12040322	College of Education, Minna	-	215,000,000.00	215,000,000.00	-
12040322	IBBU, Apia	-	610,451,625.00	610,451,625.00	-
	Innovative Institute, Minna	-	3,015,000.00	3,015,000.00	-
	SPORT DEVELOPMENT LEVY	-		-	-
12040083	College of Midwifery, Minna	-	2,596,000.00	2,596,000.00	-
	College of Nursing Sciences School Midwifery, Kontagora	-	200,000.00	200,000.00	-
12040083	Niger State Polytechnic, Zungeru	-	5,200,000.00	5,200,000.00	-
12040083	College of Legal Studies, Minna	-	-	-	-
12040083	College of Agric, Mokwa	-	900,000.00	900,000.00	-
12040083	College of Education, Minna	-	13,000,000.00	13,000,000.00	-
12040083	Innovative Institute, Minna	-	400,000.00	400,000.00	-



Ministry of Education (Cont'd.)

ECON CODES	FINES & FEES	2020			2019
		ACTUAL ₦	BUDGET ₦	VARIANCE ₦	ACTUAL ₦
	LATE REGISTRATION CHARGES	-		-	-
12040079	Niger State Polytechnic, Zungeru	-	6,100,000.00	6,100,000.00	-
12040079	IBBU, Lapai	-	-	-	-
12040079	Innovative Institute, Minna	-	50,000.00	50,000.00	-
	CONSULTANCY FEES	-		-	-
12040058	Niger State Polytechnic, Zungeru	-	168,475,000.00	168,475,000.00	-
12040058	College of Agric, Mokwa	-	1,874,250.00	1,874,250.00	-
12040058	College of Education, Minna	-	73,979,316.00	73,979,316.00	-
12040058	IBBU, Lapai	-	-	-	-
12040058	College of Legal Studies, Minna	-	-	-	-
	OTHER FEES	-		-	-
12040485	IBBU, Lapai	-	76,104,099.98	76,104,099.98	-
12040485	College of Midwifery, Minna	-	29,770,600.00	29,770,600.00	-
	College of Nursing Sciences School Midwifery, Kontagora	-	500,000.00	500,000.00	-
12040485	School of Health Technology, Minna	-	33,500,000.00	33,500,000.00	-
12040485	Niger State Polytechnic, Zungeru	-	18,275,000.00	18,275,000.00	-
12040485	College of Legal Studies, Minna	-	43,566,300.00	43,566,300.00	-
12040485	College of Agric, Mokwa	-	3,242,500.00	3,242,500.00	-
12040485	College of Education, Minna	-	308,000,000.00	308,000,000.00	-
12040485	Innovative Institute, Minna	-	2,510,000.00	2,510,000.00	-
12040485	College of Nursing Sciences, Bida	-	5,500,000.00	5,500,000.00	-



ECON CODES	FINES & FEES	2020			2019
		ACTUAL ₦	BUDGET ₦	VARIANCE ₦	ACTUAL ₦
	MINISTRY OF ENVIRONMENT AND FORESTRY	-		-	-
12040610	Forest fines	-	3,000,000.00	3,000,000.00	
12040313	Social services from parks & Gardens & viewing centres	1,200,000.00	2,000,000.00	800,000.00	463,766.56
	NISEPA	-		-	-
12020502	Court fines on sanitation defaulters	1,450,000.00	1,500,000.00	50,000.00	560,384.60
	MINISTRY OF WOMEN AFFAIRS AND SOCIAL DEVELOPMENT	-		-	-
12040449	Day care center fee	-	50,000.00	50,000.00	-
	MINISTRY OF JUSTICE	-		-	-
12040595	Vetting fees	750,000.00	500,000.00	250,000.00	289,854.10
12040649	Rent tribunal charges	1,095,000.00	1,000,000.00	95,000.00	423,186.99



Judiciary

ECON CODES	FINES & FEES	2020			2019
		ACTUAL ₦	BUDGET ₦	VARIANCE ₦	ACTUAL ₦
	HIGH COURT	-		-	-
12020401	Court fees	3,043,510.00	10,000,000.00	6,956,490.00	1,176,231.81
12020502	Court fines	11,070,796.33	10,000,000.00	- 1,070,796.33	4,278,554.31
12040656	Declaration of age	193,500.00	5,000,000.00	4,806,500.00	74,782.36
12040656	Affidavits	1,448,620.00	5,000,000.00	3,551,380.00	559,851.27
	File on motion	274,700.00		- 274,700.00	106,163.90
	SHARIA COURT DIVISION	-		-	-
12020401	Court fees	1,025,800.00	5,000,000.00	3,974,200.00	396,443.12
12020502	Court fines	667,000.00	4,000,000.00	3,333,000.00	257,776.91
12040656	Declaration of Age	231,800.00	1,000,000.00	768,200.00	89,584.24
12040656	Affidavits	2,051,000.00	900,000.00	- 1,151,000.00	792,654.35
	SHARIA COURT OF APPEAL	-		-	-
12040656	Declaration of age	330,100.00	3,000,000.00	2,669,900.00	127,574.45
12040656	Affidavits	702,500.00	3,000,000.00	2,297,500.00	271,496.68



ECON CODES	FINES & FEES	2020			2019
		ACTUAL ₦	BUDGET ₦	VARIANCE ₦	ACTUAL ₦
	MINISTRY OF INFORMATION AND STRATEGY	-		-	-
12040313	Lugard Park fee, Zungeru	-	-	-	-
12040313	Gate fees (Gurara Falls)	-	1,000,000.00	1,000,000.00	-
12040322	International Hajj/Umrah	-	1,000,000.00	1,000,000.00	-
12040245	Hotel Registration	-	1,000,000.00	1,000,000.00	-
	NIGER STATE COUNCIL FOR ART AND CULTURE	-		-	-
12040121	Invitation fees (GWAPE/SIBOMBO)	40,000.00	1,000,000.00	960,000.00	15,458.89
	NIGET STATE WATER BOARD	-		-	-
12040260	Water connection	-	10,000,000.00	10,000,000.00	-
12040263	Water Reconnection	-	1,500,000.00	1,500,000.00	-
	RUWATSAN	-		-	-
12040120	Drilling of boreholes	-	5,000,000.00	5,000,000.00	-
12040120	Registration of drilling Companies	-	-	-	-
	MINISTRY OF LIVESTOCK AND FISHIRIES	-		-	-
12040026	Reg./Compensation fees for fishing	-	50,000.00	50,000.00	-
12040366	Reg./Renewal fees for poultry investors	415,000.00	800,000.00	385,000.00	160,385.94
12040370	Reg./Renewal fees for fishing investors.	-	200,000.00	200,000.00	-
12040524	Trade & livestock inspection fees	-	-	-	-



ECON CODES	FINES & FEES	2020			2019
		ACTUAL ₦	BUDGET ₦	VARIANCE ₦	ACTUAL ₦
	MINISTRY OF AGRICULTURE AND RURAL DEVELOPMENT	-		-	-
12040244	Reg./Renewal fees for produce merchants	-	400,000.00	400,000.00	-
12040654	Reg./Renewal fees for irrigation farmers	-	-	-	-
12040119	Reg. of dealers on Agro Chemicals	-	400,000.00	400,000.00	-
12040547	Grading chemicals fees	-	-	-	-
12040610	Workshop fees	-	-	-	-
12040558	Irrigation fees	-	200,000.00	200,000.00	-
	MINISTRY OF LANDS AND HOUSING			-	-
	NS GEOGRAPHIC INFORMATION SYSTEM (NIGIS)			-	-
12040158	Search fees	105,000.00	200,000.00	95,000.00	40,579.57
12040080	Processing fees	4,450,000.00	15,000,000.00	10,550,000.00	1,719,801.01
12040162	Consent fees	10,277,600.00	15,000,000.00	4,722,400.00	3,972,006.03
12040166	Site Analysis Application fees	1,019,036.00	500,000.00	519,036.00	393,829.02
12040031	Environmental Impact Assessment Fees	262,500.00	100,000.00	162,500.00	101,448.94
12040670	Private Layout Approval	-	7,000,000.00	7,000,000.00	-
12040171	Change of Purpose Clause	250,000.00	10,000,000.00	9,750,000.00	96,618.03
12040274	Registration fees	8,460,600.00	3,000,000.00	5,460,600.00	3,269,786.16
12040403	TELECOM Masts	-	-	-	-
12040496	New Mast Clearance forms	42,992,500.00	5,000,000.00	37,992,500.00	16,615,403.32
12040167	Survey fees	1,225,000.00	1,500,000.00	275,000.00	473,428.37
12040162	Consent forms	129,000.00	100,000.00	29,000.00	49,854.91
12040038	Building plan approval fees	16,176,575.00	20,000,000.00	3,823,425.00	6,251,795.50
	HOUSING CORPORATION			-	-
12040662	Reg. fees for Private Estate Developers	-	500,000.00	500,000.00	-



ECON CODES	FINES & FEES	2020			2019
		ACTUAL ₦	BUDGET ₦	VARIANCE ₦	ACTUAL ₦
	MINISTRY OF INVESTMENT, COMMERCE AND INDUSTRIES	-		-	-
12040220	Co-operative societies Registration fees / renewal certificates	135,000.00	1,500,000.00	1,365,000.00	52,173.74
12040233	Audit inspection fees	-	1,000,000.00	1,000,000.00	-
12040125	Registration of Business premises	2,970,000.00	2,500,000.00	- 470,000.00	1,147,822.25
	Registration of contractors/Developers	-	150,000.00	150,000.00	-
	NIGER STATE INTERNAL REVENUE SERVICE	-		-	-
12040055	Registration of motor vehicles	156,114,550.00	58,283,283.40	- 97,831,266.60	68,989,803.16
12040063	Development levy	11,448,291.00	23,344,800.00	11,896,509.00	4,424,445.48
12040552	Certificates of Road worthiness	67,283,580.12	28,720,450.00	- 38,563,130.12	26,003,228.95
	Renewal of Business premises	174,843,251.50	182,439,229.86	7,595,978.36	76,227,924.44
	NIGER STATE PUBLIC PROCUREMENT BOARD	-		-	-
12040017	Registration of contractors fees	6,260,000.00	10,000,000.00	3,740,000.00	2,419,315.57
12040151	Renewal of contractors registration	-	7,000,000.00	7,000,000.00	-
	MINISTRY OF WORKS AND INFRASTRUCTURAL DEVELOPMENT	-		-	-
12040027	Collection of tender fees	-	10,000,000.00	10,000,000.00	-
12040017	Registration of companies(contractors fees)	1,140,000.00	2,000,000.00	860,000.00	440,578.24
	SPORTS COUNCIL	-		-	-
12040313	Stadium gate fees	-	2,500,000.00	2,500,000.00	-
12040471	Players transfer fee (National)	-	4,000,000.00	4,000,000.00	-
	Habibu Shuaibu Sport Complex	-	400,000.00	400,000.00	-
	LOCAL GOVERNMENT SERVICE COMMISSION	-		-	-
12040232	Registration of Consultants	-	300,000.00	300,000.00	-



ECON CODES	FINES & FEES	2020			2019
		ACTUAL ₦	BUDGET ₦	VARIANCE ₦	ACTUAL ₦
	IBB SPECIALISED HOSPITAL	-		-	-
12040021	Medical Record	11,148,018.60	2,900,890.00	- 8,247,128.60	4,308,398.56
12040005	Radiology	-	2,800,000.00	2,800,000.00	-
12040606	accommodation	-	-	-	-
12040003	Theatre	-	9,030,220.00	9,030,220.00	-
12040310	Dressing (Wound)	-	1,090,000.00	1,090,000.00	-
12040256	Accommodation	-	2,400,000.00	2,400,000.00	-
12040011	Pharmacy	-	24,350,000.00	24,350,000.00	-
12040007	Mortuary	-	510,000.00	510,000.00	-
12040041	Laboratory	-	9,800,000.00	9,800,000.00	-
12040008	Obstetrics and Gynaecology	-	1,200,000.00	1,200,000.00	-
12040668	Physiotherapy	-	2,100,000.00	2,100,000.00	-
12040608	Ear Nose Throat (ENT)	-	600,000.00	600,000.00	-
12040014	Dialysis Services	-	8,300,000.00	8,300,000.00	-
	MINISTRY OF MINERAL RESOURCES	-		-	-
12040148	Registration Fees of Mining companies	-	-	-	-
12040141	Registration of Mining Sites	-	-	-	-
12040122	Collection of Haulage Fees	-	36,000,000.00	36,000,000.00	-
12040148	Collection of PAYE from registered Mining Companies	-	1,000,000.00	1,000,000.00	-
12040669	Collection of Dev. Levy from Reg. Mining Companies	-	500,000.00	500,000.00	-
12040669	Registration of Artisanal Miners	-	1,000,000.00	1,000,000.00	-
	TOTAL	561,484,828.55	2,595,652,855.09	2,034,168,026.54	216,998,241.24



3.5: Earnings and Sales

Earnings

ECON CODES	EARNINGS AND SALES	2020			2019
		ACTUAL ₦	BUDGET ₦	VARIANCE ₦	ACTUAL ₦
	MINISTRY OF AGRICULTURE AND RURAL DEVELOPMENT				
12070020	Tractor Hiring Scheme	-	-	-	-
		-		-	-
	NAMDA	-		-	-
12070003	Plant operation	-	1,000,000.00	1,000,000.00	-
12070020	Tractor Hiring Scheme (THS)	-	1,000,000.00	1,000,000.00	-
		-		-	-
	NEWS PAPER LIMITED (NEWSLINE)	-		-	-
12070123	Advert and change of name	-	5,000,000.00	5,000,000.00	-
12070068	Commercial printing jobs	-	100,000.00	100,000.00	-
		-		-	-
	NIGER STATE TELEVISION(NSTV) AND BROADCASTING HOUSE (RADIO)	-		-	-
12070123	Adverts	10,255,000.00	3,000,000.00	(7,255,000.00)	9,667,946.04
12070068	Commercial	-	30,000,000.00	30,000,000.00	-
	N I S E P A	-		-	-
12070060	Reg. & renewal fees for waste collection agent	1,400,000.00	1,500,000.00	100,000.00	1,319,856.11
12070060	Liquid & solid waste charges	11,293,030.00	45,000,000.00	33,706,970.00	10,646,553.35
12070060	Vehicle and Emission control	-	2,000,000.00	2,000,000.00	-
	MINISTRY OF TRANSPORT (TRANSPORT DEPARTMENT)	-		-	-
12070097	NSTA 25% to BIR	200,000.00	1,000,000.00	800,000.00	188,550.87
12070097	Mass City	-	1,000,000.00	1,000,000.00	-



Sales

ECON CODES	EARNINGS AND SALES	2020			2019
		ACTUAL ₦	BUDGET ₦	VARIANCE ₦	ACTUAL ₦
	MINISTRY OF EDUCATION, SCIENCE AND TECHNOLOGY			-	-
12060122	Sales of bidding documents	-	-	-	-
	ADMISSION FORMS	-		-	-
12060122	IBBU, Lapal	-	20,365,065.00	20,365,065.00	-
12060122	College of Nursing Sciences, Bida	-	2,500,000.00	2,500,000.00	-
12060122	College of Midwifery, Minna	-	750,000.00	750,000.00	-
12060122	School of Health Technology, T/Magajiya	-	-	-	-
12060122	School of Health Technology, Minna	-	12,750,000.00	12,750,000.00	-
12060122	Niger State Polytechnic, Zungeru	-	4,800,000.00	4,800,000.00	-
12060122	College of Legal Studies, Minna	-	11,000,000.00	11,000,000.00	-
12060122	College of Agric, Mokwa	-	2,625,000.00	2,625,000.00	-
12060122	College of Education, Minna	-	70,000,000.00	70,000,000.00	-
12060122	College of Nursing Sciences School of Midwifery, Kontagora	-	10,000,000.00	10,000,000.00	-
	COLLEGE OF AGRICULTURE MOKWA	-		-	-
12060102	Sale of livestock Produce	-	132,300.00	132,300.00	-
12060009	Sale of farm produce	-	154,350.00	154,350.00	-
	MINISTRY OF LANDS AND HOUSING	-		-	-
12060059	Sale of Maps	100,000.00	-	(100,000.00)	94,275.44



Sales (Cont'd.)

ECON CODES	EARNINGS AND SALES	2020			2019
		ACTUAL ₦	BUDGET ₦	VARIANCE ₦	ACTUAL ₦
	HOUSING CORPORATION	-		-	-
12060053	Sale of Forms	-	500,000.00	500,000.00	-
12060053	Aliyu Makama H. Estate Bida	-	-	-	-
12060053	Col. Sani Bello H.E.	-	10,000,000.00	10,000,000.00	-
12060053	M.I Wushishi Estate, Minna	-	15,000,000.00	15,000,000.00	-
12060053	Sale of Talba Housing Estate, Minna	-	20,000,000.00	20,000,000.00	-
	Consent forms	-	1,000,000.00	1,000,000.00	-
	MINISTRY OF LIVESTOCK AND FISHERIES	-		-	-
12060012	Clinical treatment and sale of drugs	-	120,000.00	120,000.00	-
12060033	Sale of fingerlings & table size fishing license	-	200,000.00	200,000.00	-
	NIGER STATE INTERNAL REVENUE SERVICE	-		-	-
12060113	Sale of vehicle plate numbers	61,028,440.20	66,576,662.50	5,548,222.30	57,534,828.53
12060052	Sale of vehicle stickers	7,341,263.56	5,902,000.00	(1,439,263.56)	6,921,008.28
	NEWS PAPER LIMITED (NEWSLINE)	-		-	-
12060016	Sale of Newspapers	-	800,000.00	800,000.00	-
	NIGER STATE WATER BOARD	-		-	-
12060129	Water rate charges (N500 per house hold, N11,000 per car wash centre, N6,000 per pure water factory and N6,000 Per public vendor tap. Ind.)	-	200,000,000.00	200,000,000.00	-
12060129	Water Tanker Rate charges	-	20,000,000.00	20,000,000.00	-
12060129	Water Vendor	-	1,000,000.00	1,000,000.00	-
	TOTAL	93,362,733.76	577,800,377.50	484,437,643.74	88,018,125.00



3.6: Rent on Government Properties

ECON CODES	RENT ON GOVERNMENT PROPERTIES	2020			2019
		ACTUAL ₦	BUDGET ₦	VARIANCE ₦	ACTUAL ₦
	MINISTRY OF TERTIARY EDUCATION, SCIENCE AND TECHNOLOGY				
	IBBU LAPAI				
12080001	Rent of Quarters	-	-	-	-
	MIN. OF YOUTH EMPOWERMENT				
12080013	Proceeds from rented shops	-	-	-	-
	MINISTRY OF LANDS AND HOUSING				
12090007	Ground rents and C of O	1,725,312,996.50	150,500,000.00	1,574,812,996.50	300,000,000.00
	TOTAL	1,725,312,996.50	150,500,000.00	1,574,812,996.50	300,000,000.00

4. Investment Income

ECON CODES	INVESTMENT INCOME	2020			2019
		ACTUAL ₦	BUDGET ₦	VARIANCE ₦	ACTUAL ₦
	OPERATING SURPLUS	-	-	-	-
	DIVIDEND	-	-	-	-
	OTHER INVESTMENT INCOME	-	-	-	-
	TOTAL	-	-	-	-



5. Interest Earned

ECON CODES	INTEREST EARNED	2020			2019
		ACTUAL ₦	BUDGET ₦	VARIANCE ₦	ACTUAL ₦
	MOTOR VEHICLE ADVANCES	-	-	-	-
	BICYCLE ADVANCES (INTEREST)	-	-	-	-
	REFURBISHING LOAN	-	-	-	-
	FURNITURE LOAN	-	-	-	-
	INTEREST ON HOUSING LOAN	-	-	-	-
	INTEREST ON LOANS TO STATES	-	-	-	-
	INTEREST ON LOANS TO LGAS	-	-	-	-
	INTEREST ON LOANS TO GOVERNMENT OWNED COMPANIES	-	-	-	-
	INTEREST ON DEBENTURE LOANS	-	-	-	-
	BANK INTEREST	-	-	-	-
	GAINS ON FOREIGN EXCHANGE	-	-	-	-
	TOTAL	-	-	-	-

9. Re-Imbursements

ECON CODES	RE-IMBURSEMENTS	2020			2019
		ACTUAL ₦	BUDGET ₦	VARIANCE ₦	ACTUAL ₦
	POLICE SECONDMENT FEES	-	-	-	-
	AUDIT FEES	-	-	-	-
	TOTAL	-	-	-	-



Annexure 1

Opening Balances Assets and Liabilities

For the Year Ended 1st January, 2020

	Ref.	Notes	2019	2019	Comments
			₦	₦	
ASSETS					
Current Assets					
Cash and cash equivalents	3101	24	7,581,810,864.56		Figure obtained from reconciled cash book balances and the audited financial statements for the year ended 31 December 2019.
Inventories	3105	25			No data available
Receivables	3106	26			No data available
Prepayments	3108	27			No data available
A				7,581,810,864.56	
Non-current assets					
Loans Granted	3110	28			No data available
Investments	3109	29	2,396,659,634.75		The data was obtained from NSDC, Ministry for Investment and audited financial statements for the year ended 31 December 2019
Fixed Assets-Property, Plant & Equipment	3201	30	30,207,798,581.00		The information was obtained from the records of purchases of property, plant and equipment during the year ended 31 December 2019. However, the record of purchases during previous years are not available.
Investment Property	3202	31	-		No data available
Intangible Assets	3301	32	215,175,801.60		The information was obtained from records of purchases of intangible assets during the year ended 31 December 2019. However, records of purchases during previous years are not available
B				<u>32,819,634,017.35</u>	
Total Assets				<u>40,401,444,881.91</u>	
C = A + B					
LIABILITIES					
Current Liabilities					
Deposits	4101	33	-		
Loans & Debts (Short-term)	4102	34	1,600,062,915.35		Figure obtained from Treasury and the audited financial statements for the year ended 31 December 2019.



Annexure 1 (Cont'd.)

Unremitted Deductions	4103	35	-		
Accrued Expenses (Including Pension & Gratuity)	4104	36	14,046,081,124.44		Figure obtained from Treasury, Debt Management Unit and the audited financial statements for the year ended 31 December 2019.
Current portion of borrowings	4105	37	-		
D				15,646,144,039.79	
Non-Current Liabilities					
Public Funds	4601	38	-		
Borrowings	4602	39	60,687,506,030.87		Figure obtained from Treasury, Debt Management Unit and the audited financial statements for the year ended 31 December 2019.
E				<u>60,687,506,030.87</u>	
Total Liabilities: F = D + E				<u>76,333,650,070.66</u>	
Net Assets: G = C - F				<u>35,932,205,188.75</u>	
NET ASSETS/EQUITY					
Reserves	4701	40	-		
Accumulated surpluses/(deficits)	4702	41	35,932,205,188.75		
				<u>35,932,205,188.75</u>	
Total Net Assets/Equity:				<u>35,932,205,188.75</u>	



STATEMENT OF ACCOUNTING POLICIES
(IPSAS ACCRUAL)

ISSUED BY

OFFICE OF THE ACCOUNTANT GENERAL OF NIGER STATE

2020



List of Abbreviations/Acronyms

1. CBN - Central Bank of Nigeria
2. COA - Chart of Account
3. FAAC - Federation Accounts Allocation Committee
4. FGN - Federal Government of Nigeria
5. FRC - Financial Reporting Council
6. GAAP - Generally Accepted Accounting Principles
7. GPFS - General Purpose Financial Statement
8. IPSAS - International Public Sector Accounting Standards
9. LFN - Law of the Federal Republic of Nigeria
10. MDA - Ministries, Departments and Agencies
11. NCOA - National Chart of Account
12. GBE - Government Business Enterprises
13. FRCoN - Financial Reporting Council of Nigeria
14. OAG - Office of the Accountant General
15. PPE - Properties, Plants and Equipment



Introduction

In line with the adoption of the International Public Sector Accounting Standards (IPSAS) in Nigeria, a Standardised Chart of Account (COA) alongside a set of General-Purpose Financial Statements (GPFS) have been designed and introduced by FAAC for adoption by all tiers of Government in Nigeria.

The Standardised COA and the GPFS is hereby adopted by Niger State Government to comply with FAAC directive to harmonise public sector accounts reporting in Nigeria.

In order to ensure an effective and efficient utilization of the COA and GPFS, the Accounting Policies have been developed as a set of guidelines to direct the Processes and Procedures relating to financial reporting in Niger State.

These policies shall form part of the universally agreed framework for financial reporting in Niger State.

IPSAS Accrual Basis of Accounting

IPSAS Accrual Basis of Accounting recognizes transactions and events when they occur whether Cash (including cash equivalents) is received/paid or not by the MDAs. GPFS prepared under the IPSAS Accrual Basis provides readers with information about transactions involving revenues, expenses, assets and liabilities and changes in equity incurred by the State during the period.

Notes to the GPFS provides additional information about revenues, expenses, assets liabilities and reserves including cash and cash equivalents, receivables, prepayments. Inventories, long-term loans granted by the state, investments, property, plant and equipment, investment property, intangible assets, deposits, short-term loans, unremitted deductions, payables, short-term provisions, current portion of borrowings, public funds, long-term borrowings, capital grants, reserves, accumulated surpluses, deficits and minority interest.

This Accounting Policy addresses the following fundamental accounting issues:

1. Definition of Accounting Terminologies;
2. Recognition of Accounting Items;
3. Measurement of Accounting Items;
4. Treatment of Accounting Items.



The Accounting Policy is subject to periodic reviews and updates as shall be deemed necessary by the Accountant General of Niger State.

Accounting Policies

1. Accounting Terminologies/Definitions

- i. Accounting Policies** are the specific principles, bases, conventions, rules and practices adopted by the Niger State Government in preparing and presenting Financial Statements.
- ii. Accrual Basis** means a basis of accounting under which transactions and other events are recognized when they occur (and not only when cash or its equivalent is received or paid).
- iii. Assets** are the recourses controlled by an entity as a result of past events and for which future economic benefits or service potential are expected to flow to the entity.
- iv. Biological Asset** is a living animal or plant.
- v. Borrowing cost** are interest and other expenses incurred by an entity in connection with the borrowing of funds.
- vi. Carrying amount** is the amount at which an asset is recognized in the statement of financial position.
- vii. Cash.** Cash comprises cash in hand, demand deposits in financial institutions and cash equivalents.
- viii. Cash equivalents** are short-term, highly liquid investments that are readily convertible to known amounts of cash and which are subject to an insignificant risk of change in value.
- ix. Cash flow** are inflows and outflows of cash. Cash flow exclude movement between items that constitute cash as these components are part of the cash management of the government rather than increases or decreases in the cash position controlled by government.
- x. Cash Controlled by Niger State Government.** Cash is deemed to be controlled by Niger State Government when the government can freely use the available cash for the achievement of its objectives or enjoy benefit from the cash, and can also exclude or regulate the access of others to that benefit. Cash collected by, or appropriated or granted to the government which the government can freely use to fund its operating objectives, such as acquiring of capital assets or repaying its debt is controlled by the government.



- xi. Consolidated financial statements** are the financial statements of an economic entity in which the assets, liabilities, net assets/equity, revenue, expenses and cash flows of the controlling entity and its controlled entities are presented as those of a single economic entity.
- xii. Expenses** are decreases in economic benefits or service potential during the reporting period in the form of outflows or consumption of assets or incurrences of liabilities that result in decreases in net assets/equity, other than those relating to distributions to owners.
- xiii. Financial activities** are activities that result in changes in the size and composition of the contributed capital and borrowings of the entity.
- xiv. Government business enterprise** means a department or agency that has all the following characteristics:
 - a. Is an entity with the power to contract in its own name;
 - b. Has been assigned the financial and operational authority to carry on a business;
 - c. Sells goods and services, in the normal course of its business, to other MDAs and the general public at a profit or full cost recovery;
 - d. Is not reliant on continuing government funding or subvention to remain a going concern (other than purchases of outputs at arm's length); and
 - e. Is controlled by a public sector management or the government.
- xv. Intangible assets** is an identifiable non-monetary asset without physical substance.
- xvi. Investing activities** are the acquisition and disposal of long-term assets and other investments not included in cash equivalents.
- xvii. Investment property** is property (land or a building – or part of a building – or both) held to earn rentals or for capital appreciation or both, rather than for: (a) use in the production or supply of goods or services or for administrative purposes; or (b) sale in the ordinary course of operations.
- xviii. Liabilities** are present obligations of the entity arising from past events, the settlement of which is expected to result in an outflow from the entity of resources embodying economic benefits or service potential.



- xix. Net assets/equity** is the residual interest in the assets of the entity after deducting all its liabilities.
- xx. Non-controlling interest** is the net assets/equity in a controlled entity not attributable, directly or indirectly, to a controlling entity.
- xxi. Notes to the GPFS** shall include narrative descriptions or more detailed schedules or analyses of amounts shown on the face of the GPFS, as well as additional information.
- xxii. Operating activities** are the activities of the entity that are not investing or financing activities.
- xxiii. Qualifying asset** is an asset that necessarily takes a substantial period of time to get ready for its intended use or sale.
- xxiv. Revenue** is the gross inflow of economic benefits or services potential during the reporting period when those inflows result in an increase in net assets/equity, other than increases relating to contributions from owners.

2. General Purpose Financial Statements (GPFS)

The GPFS comprise Consolidated Statement of Financial Performance, Consolidated Statement of Financial Position, Consolidated Statement of Cash flows and Statement of Changes in Net Assets/Equity, Accounting Policies and Notes to the Financial Statements. In Niger State, the GPFS include the following:

- i. Statement 1-** Consolidated Statement of Financial Performance: Statement of Revenues and Expenses which recognizes all revenues whether cash received or not, Expenses incurred by the State whether cash is paid or not.
- ii. Statement 2-** Consolidated Statement of Financial Position (also known as Balance Sheet) which recognizes the Assets, Liabilities and Equity of Niger State at the end of each reporting period.
- iii. Statement 3-** Consolidated Statement of cash flow: Statement of cash receipts and payments which recognizes all cash receipts and payments from Operating Activities, Investment Activities, Financial Activities and Cash Balances controlled by Niger State.
- iv. Statement 4-** Consolidated State of Changes Net Assets/Equity which explains the changes in Revenue Reserves, Translation Reserves and Accumulated Fund during the reporting period.



- v. **Notes to the Accounts:** Additional disclosures to explain the GPFS; and
- vi. Accounting policies and explanatory notes.

3. Basis of Preparation and Legal Provision

The GPFS are prepared under the historical cost convention and in accordance with International Public Sector Accounting Standards (IPSAS) and other applicable standards as defined by the Fiscal Responsibility Law (FRL) and the Financial Reporting Council of Nigeria. In addition, GPFS are in compliance with the provisions of Niger State Public Finance Management Law 2015 Revised and Niger State Financial Instruction, 2017.

Niger State adopted accrual basis of accounting from 1 January, 2020. The State, as a first time adopter of International Public Sector Accounting Standards, has taken advantage of exemptions that affect their fair presentation and compliance with accrual basis IPSAS in respect of inventories, plant, property and equipment, biological assets and agricultural produce, intangible assets and concession assets and the related liabilities due to lack of information. The state has, however, included information in the statement of financial position on plant, property, equipment, biological asset and intangible assets acquired during the year 2019 and 2020 for which the information exists and is based on historical cost. The State has put in place, a committee responsible for identification, recognition and measurement of all the assets and liabilities before a three-year transitional relief period expires.

As a result of the foregoing, Niger State Government is unable to make an explicit and unreserved statement of compliance with accrual basis IPSAS in preparing its transitional IPSAS financial statement for the year ended 2020.

the opening Statement of financial position as at 1 January is attached as **Annex 1** to the financial statements.

4. Fundamental Accounting Concept

The following fundamental accounting concepts are taken as the basis of preparation of all accounts and reporting in Niger State.

- Accrual Basis of Accounting;
- Understandability;
- Materiality;



- Relevance;
- Going Concern Concept;
- Consistency Concept;
- Prudence;
- Completeness, etc.

5. Accounting Period

The accounting year (fiscal year) is from 1 January to 31 December. Each accounting year is divided into 12 calendar months (periods) and shall be set up as such in the accounting system.

6. Reporting Currency

The General Purpose Financial Statements are prepared in the Nigerian Naira.

7. Consolidated Policy

- The Consolidation of the General Purpose Financial Statement will be based on Accrual Basis of Accounting;
- All Ministries, Departments and Agencies of the Government shall be consolidated except Government Business Enterprises (GBEs);
- Consolidation of the General Purpose Financial Statements shall be in agreement with the provisions of all the relevant legal requirements.

8. Notes to the General-Purpose Financial Statements

- Notes to the GPFS shall be presented in a systematic manner. The items in the Statements should cross reference to any related information in the Notes.
- It shall follow the format provided in the Standardised General Purpose Financial Statement.



9. Comparative Information

- The General Purpose Financial Statements shall disclose all numerical information relating to previous period (at least one year).

10. Budget Figures

- These are figures from the approved annual budget and supplementary budget as approved in accordance with the Appropriation Law of Niger State.

11. Revenue

Revenue from Exchange Transactions

Revenue from exchange transactions include revenue arising from rendering services, sales of goods, use of state assets yielding interest, royalties and dividends. These revenues are measured at their fair value of the consideration received or receivable and are recognized whether cash is received or not as follows:

a) Rendering of Services

Revenue is recognised in reference to the stage of completion of the transaction at the reporting date, provided the outcome of the transaction can be reliably measured and if the outcome of the transaction cannot be estimated reliably, revenue is only recognized to the extent of the expenses recognized that are recoverable.

b) Sales of goods

Revenue is recognised when significant risks and rewards have been transferred to purchaser, loss of effective control by seller, amount of revenue can be reliably measured, it is likely that the economic benefits or service potential associated with the transaction will flow to the state, and the costs incurred or to be incurred in respect of the transaction can be measured reliably.



c) Interest, royalties and dividends

Revenue is recognized when it is probable that economic benefits or service potential will flow to the State, and the amount of the revenue can be measured reliably.

- ✓ Interest – on a time proportion basis that takes into account the effective yield on the asset.
- ✓ Royalties – as they are earned in accordance with the substance of the relevant agreement.
- ✓ Dividends or their equivalents – when the shareholder's or the State's right to receive payment is established.

Revenue from Non-Exchange Transactions

Revenue from non-exchange transactions arise where the State either receives value from another entity or individual without directly giving approximately equal value in exchange or gives value to another entity or individual without directly receiving approximately equal value in exchange. Revenue from non-exchange transactions is measured at the amount of the increase in net assets recognized by the State whether cash is received or not.

a) Taxes

Taxes are economic benefits or service potential compulsorily paid or payable to the State in accordance with the laws and or regulations established to provide for revenue to government and excludes fines. Tax revenue is recognized when it is due and any amount which paid in excess is treated as a liability to the State. They include the following.

b) Transfers

Transfers are inflows of economic benefit or service potential from non-exchange transactions other than taxes. Transfer comprise conditional and unconditional transfers. Transfers are sourced from the Federal Government, Development partners in form of grants, other governments, and individuals, etc. Revenue from transfers is recognized when all the conditions have been met. Transfers for which conditions are not met are treated as a liability in the Statement of Financial Position.



Transfers include the following:

- ✓ **Government Share of Statutory Allocation from FAAC**
FAAC revenue invoiced monthly and recognized on a straight-line basis over the reporting period. FAAC revenue consists of a statutory allocation, value added, deductions at source in respect of loan repayments are added to the FAAC allocations received by the State.

- ✓ **Aid and grants**
Aid and grants to the State is recognized on entitlement while aid and grants to other government agencies are recognized as expenditure on commitment.

- ✓ **Subsidies, donations and endowments**
These are recognized as income to the State when money is received or entitlement to receive money is established; except where restrictions attached to these monies are not met and, in that case, they are treated as deferred income until the restrictions are met.

- ✓ **Fines**
Fines are economic benefits or service potential received or receivable by the State, as determined by a court of law or other law enforcement bodies, because of the breach of law and regulations.

These items shall be disclosed at the face of the Consolidated Statement of Financial Performance for the year in accordance with the standardized GPFS. Notes shall be provided as per standardized Notes to GPFS.

Expenses

- All expenses are reported on accrual basis, that is, they are recognized in the period which they are incurred or when related services are enjoyed irrespective of when the payment is made.



Employee Benefits/Pension Obligations

- Pension and gratuity expenditures are accounted for in accordance with the Pension Act of Nigeria and are recognized and expensed when they fall due. Unpaid pension and gratuities are reported in the Statement of Financial Position as pension and gratuity arrears.

Interest on Loans

- Interest in loans shall be treated as expenditure or as a charge in the financial performance report (Statement of Financial Performance).

Foreign Currency Transactions

- Foreign currency transactions are converted into Nigerian Naira at the ruling Central Bank of Nigeria (CBN) rate of exchange at the dates of transactions. Foreign currency balances, as at the end of the year valued at the CBN exchange rate prevailing on that date. Foreign exchange gains or losses are charged to the Statement of Performance.

Non-Controlling Interest/Minority

- This represents share of surplus/deficit due to outsiders or third parties during the year under review.

Statement of Cash flows

- This statement is prepared using the direct method in accordance with the format provided in the GPFS. The Cash flow statement comprises of the following three sections:
 - a) Operating Activities: These include cash received from all income sources of the State and record the cash payments made for the supply of goods and services.
 - b) Investing Activities: are activities relating to the acquisition and disposal of non-current assets.
 - c) Financial Activities: comprise the change in equity and debt structure of the state.



Cash and Cash Equivalents

- Cash and Cash Equivalent means cash balances on hand, held in bank accounts, demand deposits and other highly liquid investments with an original maturity of six months or less in which the State invests as part of the day-to-day cash management and which are readily convertible to known amounts of cash and are subject to insignificant risk of changes in value.

Cash and cash equivalent is reported under the current assets in the Statement of Financial Position.

Accounts receivables

- Accounts receivables are shown at estimated realizable value after providing for bad and doubtful debts.

Prepayment

- Prepaid expenses are amounts paid in advance of receipt of goods or services;
- Prepared expenses can represent payments made early in the year for benefits to be received over the latter part of the year, or payments made in one year for benefits to be received in subsequent years. Prepayments for which the benefits are to be derived in the following 12 months should be classified as Current Assets. Where the benefits are expected to accrue beyond the next 12 months, it should be accounted for as a Long-term Prepayment and classified as Non-Current Assets.
- Prepayments that are identifiable with specific future revenue or event, e.g. adverts, should be expensed in the period in which the related event takes place; those that relate to specific time periods, e.g. insurance, rent, leasehold premises, should be recognized as an expense in such periods.
- Prepayments not exceeding e.g. ₦10,000 shall be expensed immediately, except there is a possibility of obtaining a refund or credit within the same financial year. (However, threshold to be determined by the respective tier of government).



Inventories

- Inventories are valued at the lower of cost and net releasable value and they are reported under Current Assets in the Statement of Financial Position.

Loans granted

- Loans granted to other government agencies are valued at their realizable value after providing for bad and doubtful debts. Niger State Government did not grant loans to any third party.

Investments

- These are valued at cost except for Government Stock, Treasury Bills and Certificates of Deposit, which are valued at face value, which is not materially different from cost.
- Revenue and expenses in relation to all investments are recognized in the Statement of Financial Performance.

Property, Plant and Equipment

- These are assets that have been acquired or constructed and held for use from which benefits are derivable beyond a financial year.
- The following shall constitute expenditure on PPE:
 - ✓ Amounts incurred on the purchase of such assets. Consumables are to be wholly expensed irrespective of their amounts;
 - ✓ Construction cost – including materials, labour and overheads;
 - ✓ Improvements to existing PPE, which significantly enhance their useful life.

i. Cost

- The cost of an item of PPE shall comprise: its purchase price, including import and non-recurring costs and any directly attributable costs of bringing the asset to its location and working condition for its intended use. Any trade discounts and rebates are deducted in arriving at the purchase price.
- PPE shall be stated at cost or at their professional valuation less accumulated depreciation.



- The amount recorded for a PPE shall include all cost directly related to its acquisition including expenditures incurred to place the asset in usable condition for the service. Accordingly, the cost of the assets shall include acquisition or construction costs, custom duties, transportation charges, professional fees and installation costs. Cash discounts shall be netted against the cost of the assets.

ii. Capitalisation

- The capitalization threshold shall be ₦50,000 (Fifty Thousand Naira);
- Only amounts spent in connection with the above and whose values exceed (Fifty Thousand Naira) ₦50,000 shall be capitalised.
- All assets equal to or above this amount shall be recorded in the Fixed Assets Register. However, in certain cases, it may be appropriate to aggregate individually insignificant value items such as chairs and tables, printers, UPS, etc., and apply the capitalization threshold to the aggregate value.
- Fixed Assets whose costs are below the capitalization threshold shall be charged appropriately to the following accounts: office supplies – furniture, office supplies – IT equipment, office supplies – household equipment, etc.
- Where an asset's category already exists for a newly acquired asset below the capitalization threshold, such an asset shall be capitalized irrespective of its cost and recorded in the fixed assets register under the appropriate category.

iii. Depreciation

- The cost of PPE shall be written-off, from the time they are brought into use, on a straight-line basis over their expected useful lives as follows:

✓ Leasehold Land and Improvements	Over the term of the lease
✓ Leasehold Buildings	Over the term of the lease
✓ Buildings	2% per year
✓ Infrastructure	10% per year
✓ Plant and Machinery	10% per year
✓ Motor Vehicles	25% per year



- ✓ Office Equipment 25 % per year
- ✓ IT Equipment 25% per year
- ✓ Furniture and Fittings 20% per year

- The full depreciation charge shall be applied to PPE in the months of acquisition and disposal, regardless of the day of the month the transactions was carried out.
- Fully depreciated assets that are still in use are carried in the books at a net book value of ₦10.00

iv. Revaluation

PPE shall be revalued periodically in accordance with International Best Practices Surplus arising from the revaluation shall be transferred to the revaluation reserve in the financial position under reserves and to the statement of changes in net assets/equity. In case of revaluation deficit, it shall be set against the respective asset value and the corresponding entry to either the revaluation reserve – if surplus exists on the same class of asset, or to the statement of financial performance as an expenses.

v. Disposal

Gains or losses on the disposal of fixed assets are to be included in the income statement as either an income or expenses, respectively.

vi. Impairment

Government shall take an impairment review of its PPE where its suspects that impairment has occurred.

Investment in Property, Plant and Equipment

These are cash-generating PPE owned by the Government/its entities. The cost, capitalization, depreciation and impairment of Investment PPE are same with PPE but shall be reported separately in the GPFS. Niger State Government does not have investment in Property, Plant and Equipment.



Intangible Assets

- These shall consist of assets that are not physically tangible which have been acquired and held for use from which benefits are derivable beyond a financial year.
- The cost of an item of intangible asset shall comprise its purchase price, including non-recurring costs and any directly attributable costs of bringing the asset to its state of intended use. Any trade discounts and rebates shall be deducted in arriving at the purchase price.
- Classes of intangible assets include the following:
 - ✓ Goodwill;
 - ✓ Copyrights
 - ✓ Trademarks
 - ✓ Heritage,
 - ✓ Software

Intangible assets are tested for impairment and amortised on an annual basis.

Niger State acquired software externally. The software has useful life is five years with nil residual value and are amortized on a straight-line basis. The amortization rate is 20% per annum.

Deposit

- Deposits are amounts received in advance in respect of goods or services provided. Deposits can represent payments received early in the year for goods/services to be offered over the latter part of the year, or payments received in one year for services to be offered in subsequent years. Deposits for which the services are to be offered in the following 12 months shall be classified as Current Liabilities. Where the services are expected to span beyond the next 12 months, it shall be accounted for as a Non-Current Deposits and classified as Non-Current Liabilities.



Loans and Debts

- Loans are funds receivable to be paid back at an agreed period of time. They are classified under liability in the General Purpose Financial Statement and are categorized as either short or long term;
- Short-term loans and debts are those repayable within one calendar year, while long-term loans and debts shall fall due beyond one calendar year.

Unremitted deductions

- Unremitted deductions are monies owed to third parties such as tax authorities, schemes and associations and other government agencies. These include: tax deductions and other deductions at source;
- These amounts shall be stated in the GPFS at their repayment value, which shall be treated as Current Liabilities in the Statement of Financial Position.

Accrued Expenses

- These are monies payable to third parties in respect of goods and services received.
- Accrued expenses for which payment is due in the next 12 months shall be classified as Current Liabilities. Where the payments are due beyond the next 12 months, it shall be accounted for as Non-Current Liabilities.

Current Portion of Borrowings

- This is the portion of the long-term loan/borrow that is due for repayment within the next 12 months. This portion of the borrowings shall be classified under Current Liabilities in the Statement of Financial Position.



Public Funds

- These are balances of Government funds at the end of the financial year.
- They are classified under the Non-Current Liabilities in the Statement of Financial Position and include: Trust Funds, Revolving Funds and other Funds created by Government.

Reserves

- Reserves are classified under equity in the Statement of Financial Position and include: Statement of Financial Performance Surpluses/(Deficit) and the Revaluation Reserve.

Contingent Liabilities

- A contingent liability is a possible obligation arising from past events whose existence will be confirmed only by uncertain future event(s) or present obligation arising from past events that are not recognized because either an outflow of economic benefit is not probable or the amount of the obligation cannot be reliably measured.
- Contingent liabilities shall only be disclosed in the Notes of the GPFS. The State does not have contingent liabilities.

Leases

- Finance leases, which effectively transfer to the Government substantially all the risks and benefits incidental to ownership of the leased item, as capitalized at the present value of the minimum lease payment. The leased assets and corresponding liabilities are disclosed while the leased assets are depreciated over the period the Government is expected to benefit from their use.
- Operating lease payments, where the lessors effectively retain substantially all the risks and benefits of ownership of the leased items, are included in the determination of the operating profit in equal instalments over the lease term.
- Niger State Government does not have assets leased out to third parties or assets leased from third parties.



Financial Instruments

- These form part of the Government's everyday operations. These financial instruments include Bank Accounts, Short-term deposits, trade and account receivable, Trade and Accounts Payable and Term Borrowings, all of which are recognized in the Statement of Financial Position.
- Revenue and expenses in relation to all financial instruments are recognized in the Statement of Financial Performance.

.....
ALHAJI SAIDU ABDULLAHI, MBA, FCNA, FCTI, FCCA (USA)
Accountant General
Niger State