



NIGER STATE DEBT MANAGEMENT BUREAU

Broadcasting Road, Opposite Radio Niger, Minna, Niger State

E-mail: dmominna@yahoo.com

NSDMD/DMO/III/412

The Director General,
Debt Management Office,
NDIC Building
Abuja




Attention: The Director Strategic Programme Department.

NIGER STATE DOMESTIC DEBT STOCK AND SERVICE FIGURES FOR QUARTER 3, (ENDED SEPTEMBER,) 2022


With reference to the above subject, we hereby forward the attached Niger State Domestic Debt Stock and Service figures for the above period.

2. Please accept the assurances of my highest regards.


Umaru Abubakar
Director General


**DOMESTIC DEBT DATA REPORTING TEMPLATE FOR STATES AND FCT
NIGER STATE DOMESTIC DEBT DATA AS AT SEPTEMBER 30, 2022
AMOUNT IN NAIRA**

DEBT CATEGORY	2ND QUARTER (APRIL - JUNE 2022)			3RD QUARTER (JULY - SEPTEMBER 2022)			4TH QUARTER (OCTOBER - DECEMBER 2022)			
	HISTORICAL			ACTUAL			PROJECTION			
	DEBT STOCK	DEBT SERVICE PRINCIPAL	DEBT SERVICE INTEREST	DEBT STOCK	DEBT SERVICE PRINCIPAL	DEBT SERVICE INTEREST	DEBT STOCK	DEBT SERVICE PRINCIPAL	DEBT SERVICE INTEREST	NEW LOAN/ DISBURSEMENT/ARRARAYS/ DEBTS
BUDGET SUPPORT FACILITY	21,301,078,758.78	36,566,609.91	428,157,743.34	21,263,482,402.78	37,396,356.00	427,327,997.25	21,263,482,402.78			
SALARY BAIL-OUT	5,548,697,967.60	67,425,419.01	1,27,973,718.48	5,480,492,081.90	68,245,485.80	1,25,917,050.34	5,480,492,081.90			
RESTRUCTURED COMMERCIAL BANK LOANS (FON ROUNDS)										
EXCESS CRUDE ACCOUNT (ECA) LOAN	7,458,333,333.13	125,000,000.01	171,842,578.03	7,331,333,333.12	125,000,000.01	155,242,776.22	7,331,333,333.12			
STATE BONDS	8,854,534,628.64	285,203,397.50	368,278,925.50	21,171,377,983.44	883,156,665.00	1,549,047,116.00	21,171,377,983.44			
COMMERCIAL BANK LOANS	8,071,904,863.78	481,479,689.66	301,573,823.36	7,971,631,681.78	500,273,282.00	282,787,628.00	7,971,631,681.78			
A. CACS (Commercial Agriculture Credit Scheme)										
B. ALOS (Accelerated Agric. Development Scheme)										
B. OTHERS										
A. PAIF (Power and Aviation Intervention Fund)										
B. FAMILY HOME FUND	1,117,971,947.40	71,381,140.08	40,601,550.60	1,043,316,433.17	74,655,514.23	37,327,176.54	1,043,316,433.17			
INFRASTRUCTURE LOAN										
A. CBN (COVID 19) Health Intervention Fund										
B. FGN (2021) Bridge Financing Reserve Req										
C. CBN differentiated Cash Anchor Borrower Programme										
E.										
MICRO SMALL MEDIUM ENTERPRISE DEVELOPMENT FUND (MSMEF)										
A. FGN JUDGEMENT DEBTS	1,389,052,669.70	101,824,555.05	5,260,827.06	1,387,228,114.45	101,824,555.05	5,260,827.06	1,387,228,114.45			
B. OTHER JUDGEMENT DEBTS										
GOVT - GOVT DEBTS										
A. State Govt to Federal Govt Authorities										
B. State Govt to Local Govt Authorities										
C. Others										
CONTRACTORS' ARREARS	1,081,734,816.57			1,081,734,816.57			1,081,734,816.57			
PENSION AND GRATUITY ARREARS	10,516,595,993.73			10,516,595,993.73			10,516,595,993.73			
SALARY ARREARS AND OTHER STAFF CLAIMS										
OTHER DEBTS										
A. Fledgins										
FCMB Mass Transit Bus	171,302,750.60	55,002,970.33	10,660,371.16	108,302,620.59	63,000,130.01	7,575,827.47	108,302,620.59			
TOTAL	80,319,746,657.59	1,242,243,817.40	1,494,903,377.73	98,264,158,337.88	1,871,913,033.95	2,631,040,235.10	98,264,158,337.88			
										19,214,360,514.34



 Signed: Director, Niger State Debt Management Department

 Name: Umar A Date: 31/10/22



 Signed: Honourable Commissioner for Finance

 Niger State Ministry of Finance

 Name: Tinan Muhammad Date: 1/11/2022

Note : Documents to accompany the duly completed template are as follows:

- i) Copies of signed Loan Agreements if there were new loans or facilities acquired during the period;
- ii) Copies of Amortization schedules for new loans;
- iii) Documentary evidence of disbursements during the period;
- iv) Documentary evidence of repayment that occurred during the period;
- v) Documentary evidence of bond issuance;
- vi) Breakdown of Other Liabilities;