



nogp.nigerstate.gov.ng

NIGER STATE CITIZEN'S BUDGET 2025

BUDGET OF HOPE FOR SUSTAINABILITY
AND FOOD SECURITY





1.0

Understanding Your Budget

This budget represents Niger State's ambitious plan to transform our communities through strategic investments in agriculture, education, healthcare, and infrastructure.

Most of our budget is invested directly in projects that improve everyday life, with a smaller portion dedicated to essential services and personnel support.

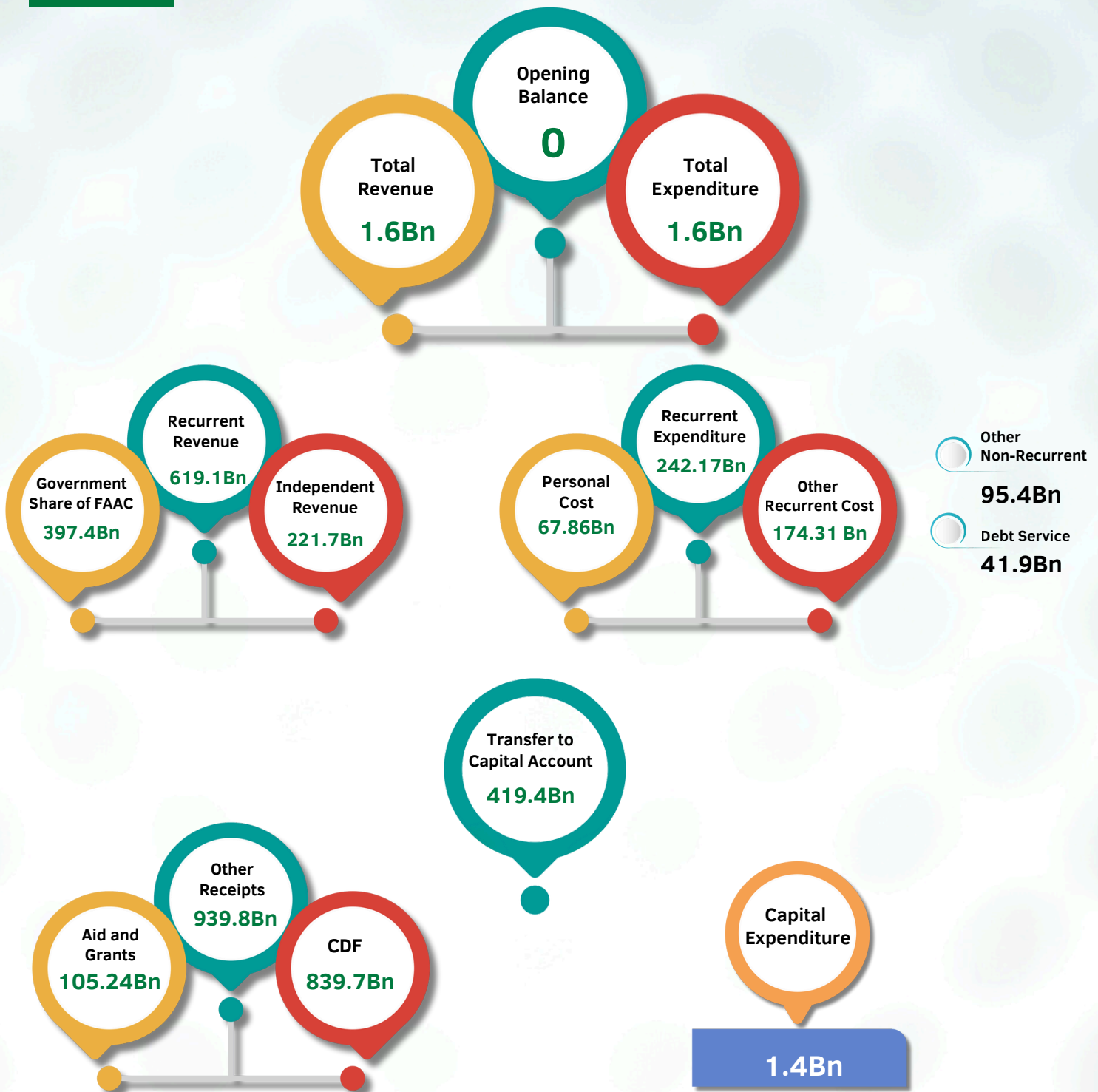
In 2025, the Niger State Government plans to spend **₦1.56 trillion** to deliver public services, build critical infrastructure, strengthen food security, and improve the quality of life of citizens across the state.

This budget is called the “Budget of Hope for Sustainability and Food Security”, reflecting the government’s focus on long-term development, inclusive growth, and economic resilience.

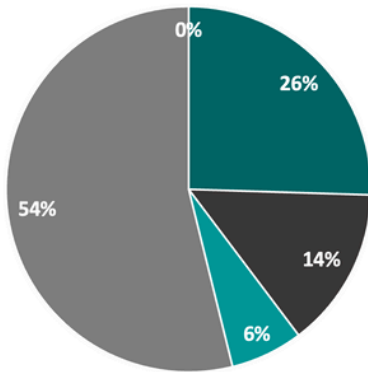


2025 Budget at a Glance

1.1

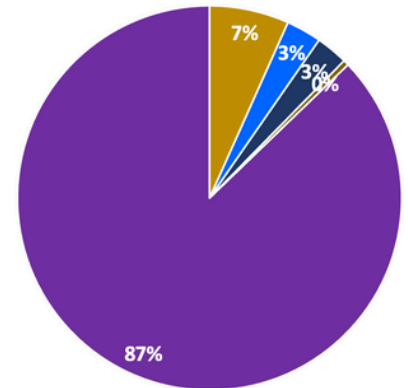


Revenue Composition



- FAAC
- IGR
- Grants
- Loans
- Other Receipts
- Personnel
- Overhead
- Debt Service
- Grants
- Capital

Expenditure Composition



Total Budgeted Expenditure



Budget Deficit



Financing the Budget



0 500 1,000 1,500 2,000
Billions

- Expenditure
- Deficit
- Revenue (including Opening Balance)
- Deficit Financing
- Financing Gap



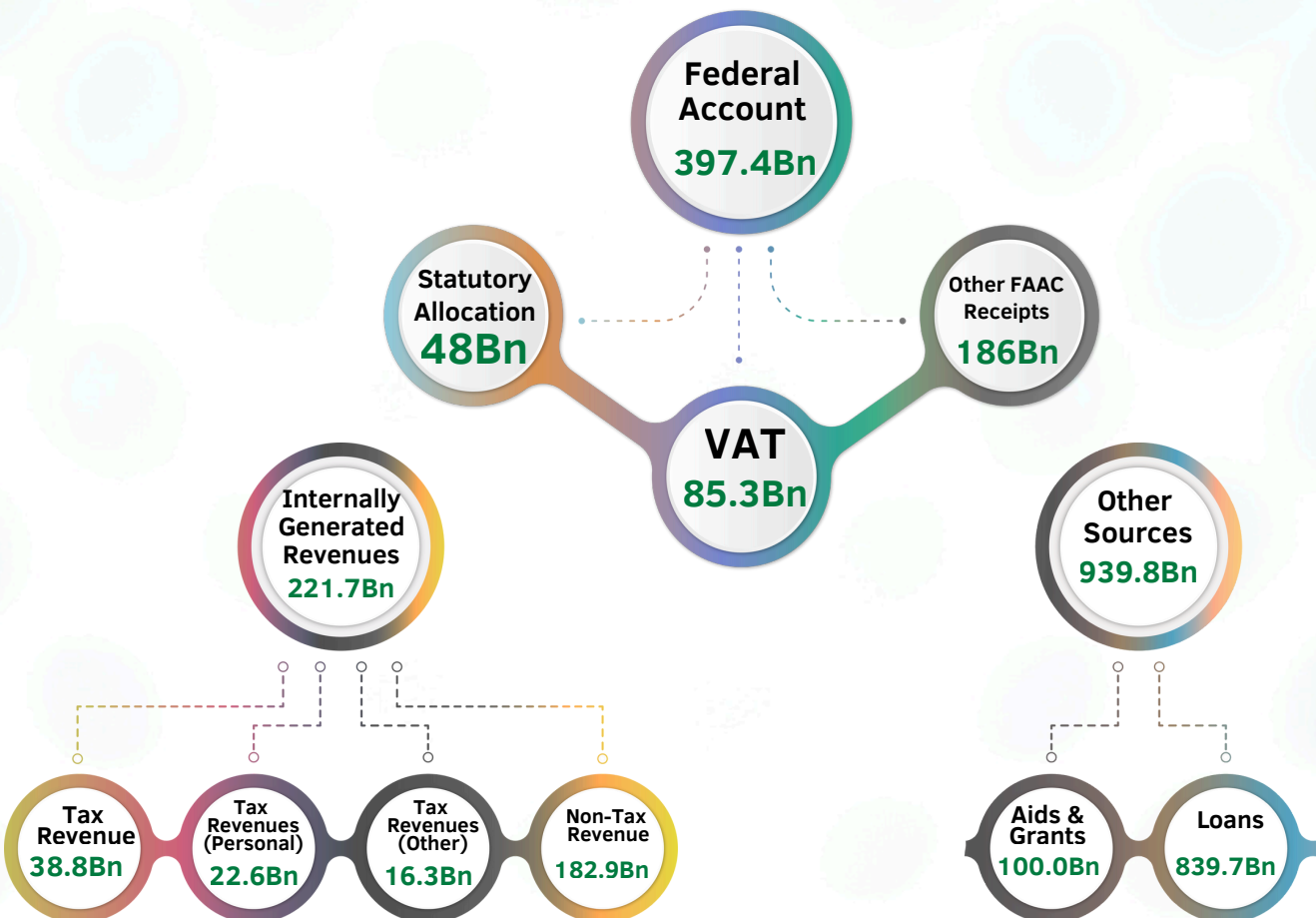
Fiscal Framework

2.1

Where Does the Money Come From?

Total Revenue
(Including Opening Balance)

1.6Bn





Grants

2.2

Domestic Aids and Grants (Top 5)	2025 Budget
Source and Purpose	
FGN Grant for Support to State on Infrastructural development	35,000,000,000
Establishment of CNG Daughter Station (FG Grant)	8,000,000,000
FGN Grant for At Risk Children Programme (ARC-P)- to States for Improving Literacy and Skills Among Vulnerable Children	4,134,975,000
Provision of Grants to the poor and vulnerable across the State. State Social Investment projects (SIP) (FGN Grant)	3,658,254,000
Universal Basic Education (UBEC) FGN Grant for provision of infrastructure	3,650,334,000
Others	8,193,475,983
Total Domestic Aids and Grants	62,637,038,983

Foreign Aids and Grants (Top 5)	2025 Budget
Source and Purpose	
USAID Grant for Niger State Agency for the Control of AIDS (NGSACA) activities in the state.	2,462,644,980
USAID Grant for Consortium Universal Health Coverage, reduction in Malaria & other Communicable Diseases	1,714,144,208
UNICEF Grant for water, Sanitation and Hygiene (WASH) activities	433,780,000
Model Cities Masterplan; Pilot projects in water and Sanitation, Forestry regeneration (UN-HABITAT Grant)	625,000,000
UNICEF Grant on Support for Girl child Education in the State	241,057,527
Others	31,971,378,099
Total Foreign Aids and Grants	37,448,004,814

Loans

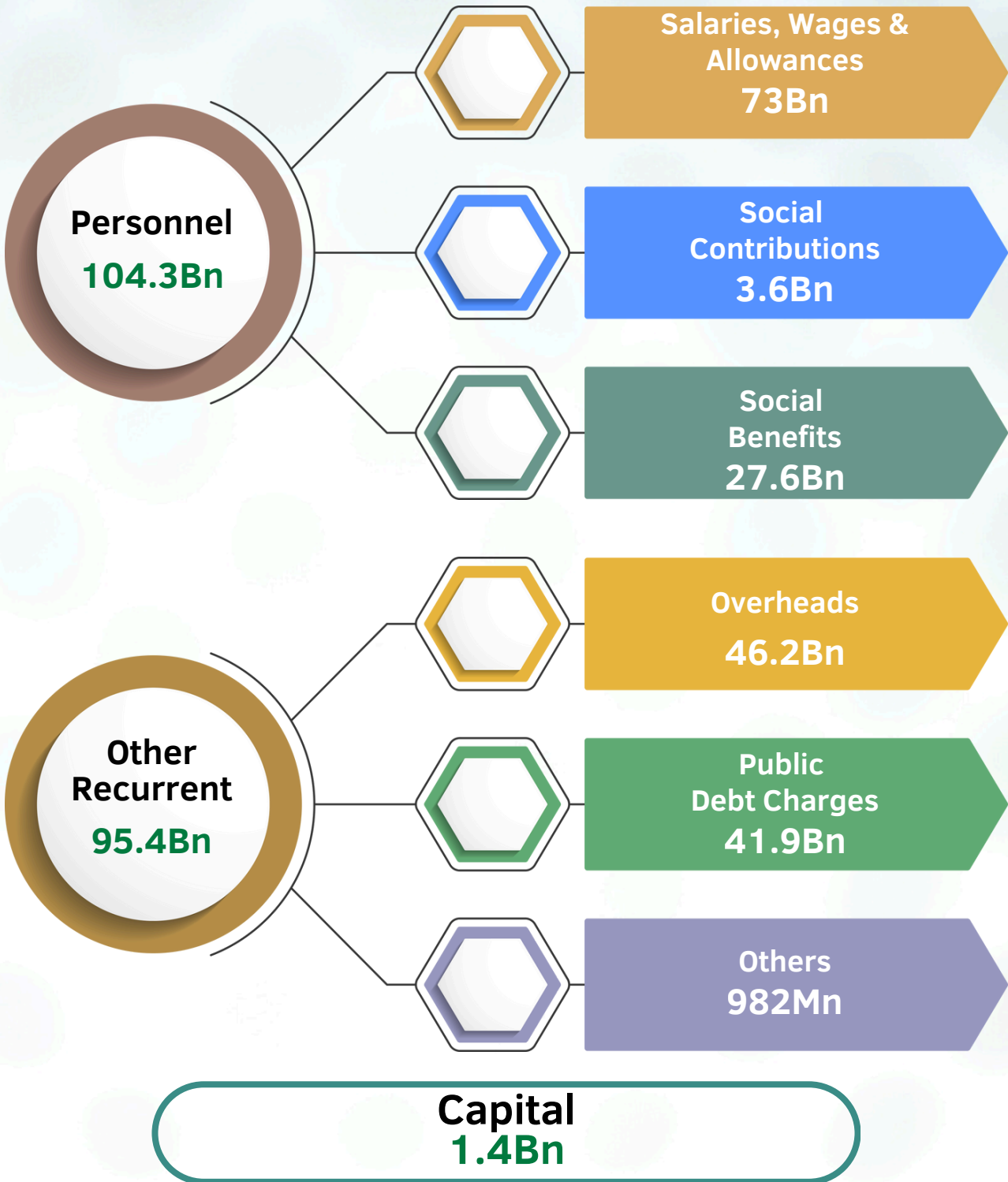
2.3

Domestic Loans (Top 3)	2025 Budget
Source (and Purpose where applicable)	
Commercial bank loan for Reconstruction/Expansion of Township Roads in Minna Phase I & II	39,329,572,420
Commercial bank loan for Construction of Kontagora to Rijau Road (90km)	19,800,293,909
Commercial bank loan for Construction of Rofia to Borgu Road (90km):	19,383,854,748
Others	71,486,278,923
Total Domestic Loans	150,000,000,000

Foreign Loans (Top 5)	2025 Budget
Source and Purpose	
African Development Bank Loan for Special Agro-industrial Processing Zone	340,000,000,000
ECOWAS Bank LOAN on Provision of Schools, Markets and Parks in the State	110,713,200,000
Construction of Minna-Kataeregi -Bida Road;Cost of floating Bond Private ,Islamic Development Bank (IDB Loan)	51,000,000,000
World Bank Loan for Women Empowerment Project (Provision of Shea Butter Extrating factory)	45,047,034,660
Support improvement to Basic & secondary education opportunities for the girl child. (AGILE) (World Bank Loan)	45,297,034,660
Others	97,666,099,588
Total Foreign Loans	689,723,368,908

What will the money be spent on?

Total Expenditure
1.6Bn





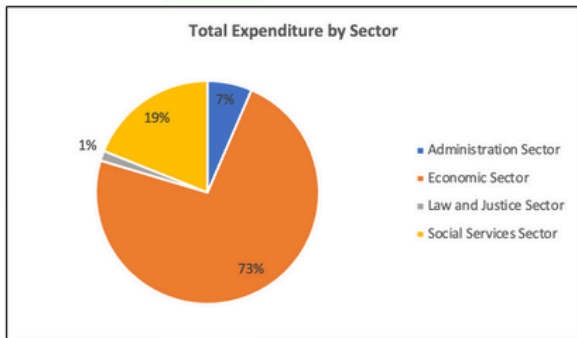
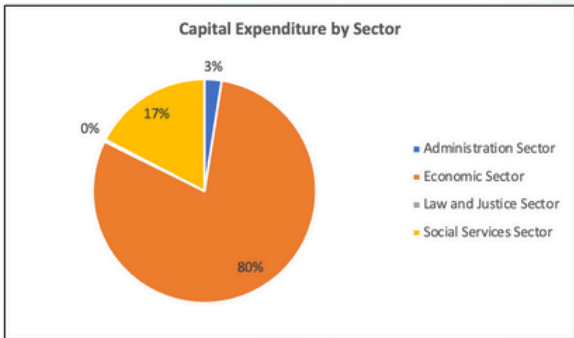
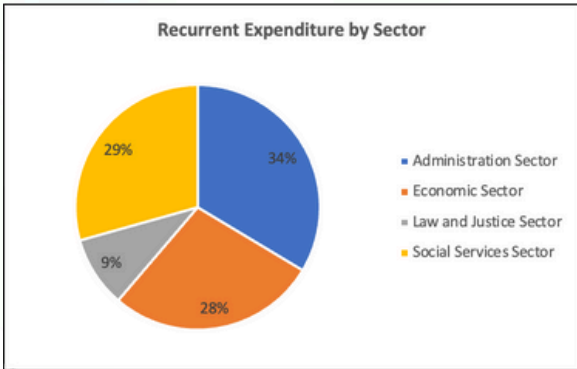
Lei ti be
M.S. KODJEDJI
Yumisi-Coker

Expenditure by Main Sector

3.1

How Much Have We Allocated to Each of the Main Sectors of Government, and for What?

Expenditure by Main Sector	2025 Budget					
	Personnel	Overhead	Other Recurrent	Total Recurrent Expenditure	Capital	Total Expenditure
Administration Sector	42,046,104,335	18,725,477,422	6,300,000,000	67,071,581,757	33,623,147,995	100,694,729,752
Economic Sector	8,992,321,083	4,350,260,146	41,889,069,817	55,231,651,046	1,085,207,235,472	1,140,438,886,518
Law and Justice Sector	15,991,382,931	2,745,000,000	-	18,736,382,931	3,758,500,000	22,494,882,931
Social Services Sector	37,271,808,120	20,358,925,000	982,022,589	58,612,755,709	236,646,310,448	295,259,066,158
Total Expenditure	104,301,616,470	46,179,662,568	49,171,092,406	199,652,371,443	1,359,235,193,915	1,558,887,565,358



























Expenditure by Sector

3.2












Personnel Expenditure by Sector

Agriculture	Commerce and Industry	Education	Environment	Finance and Economic Planning	General Government Administration
					
N1.954 Billion	N0.231 Billion	N25.316 Billion	N0.799 Billion	N0.785 Billion	N11.805 Billion
Health	Infrastructure	Law and Justice	Water	Women, Youth and Sports	Other
					Others
N12.315 Billion	N1.049 Billion	N14.63 Billion	N0.747 Billion	N0.574 Billion	N34.097 Billion












Other Recurrent Expenditure by Sector

Agriculture	Commerce and Industry	Education	Environment	Finance and Economic Planning	General Government Administration
					
N0.172 Billion	N0.095 Billion	N9.987 Billion	N0.608 Billion	N2.473 Billion	N56.008 Billion
Health	Infrastructure	Law and Justice	Water	Women, Youth and Sports	Other
					Others
N0.371 Billion	N0.139 Billion	N2.495 Billion	N1.147 Billion	N0 Billion	N21.856 Billion

Capital Expenditure by Sector

Agriculture	Commerce and Industry	Education	Environment	Finance and Economic Planning	General Government Administration
					
N457.436 Billion	N47.901 Billion	N34.47 Billion	N51.77 Billion	N83.042 Billion	N31.909 Billion
Health	Infrastructure	Law and Justice	Water	Women, Youth and Sports	Other
					Others
N83.798 Billion	N410.903 Billion	N3.509 Billion	N26.451 Billion	N14.77 Billion	N113.277 Billion

Total Expenditure by Sector

Agriculture	Commerce and Industry	Education	Environment	Finance and Economic Planning	General Government Administration
					
N459.562 Billion	N48.227 Billion	N69.772 Billion	N53.177 Billion	N86.3 Billion	N99.722 Billion
Health	Infrastructure	Law and Justice	Water	Women, Youth and Sports	Other
					Others
N96.485 Billion	N412.09 Billion	N20.633 Billion	N28.345 Billion	N15.344 Billion	N169.229 Billion



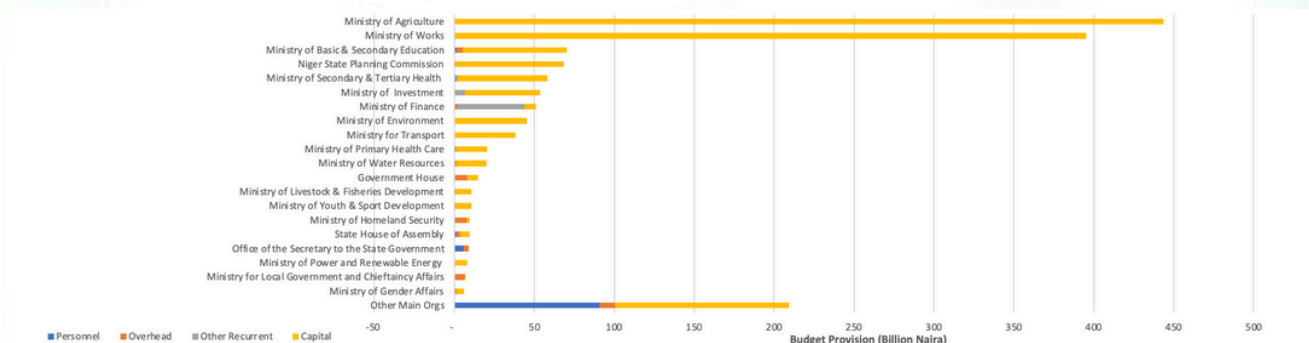
NIGER STATE GOVERNMENT HOUSE

Expenditure by Ministry

4.1

Which Ministries will be Spending the Money, and on What?

Expenditure by Ministry (Top 20)	2025 Budget					
	Personnel	Overhead	Other Recurrent	Total Recurrent Expenditure	Capital	Total Expenditure
Ministry of Agriculture	273,097,799	65,000,000	-	338,097,799	443,155,386,400	443,493,484,199
Ministry of Works	569,470,799	15,000,000	-	584,470,799	394,503,551,696	395,088,022,496
Ministry of Basic & Secondary Education	1,338,003,719	4,000,000,000	-	5,338,003,719	65,105,321,024	70,443,324,743
Niger State Planning Commission	278,837,696	600,000,000	-	878,837,696	67,571,015,237	68,449,852,933
Ministry of Secondary & Tertiary Health	653,427,779	150,000,000	982,022,589	1,785,450,368	56,296,679,228	58,082,129,595
Ministry of Investment	188,278,799	35,000,000	6,300,000,000	6,523,278,799	47,006,000,000	53,529,278,799
Ministry of Finance	306,288,598	1,700,000,000	41,889,069,817	43,895,358,415	7,350,000,000	51,245,358,415
Ministry of Environment	441,209,744	75,000,000	-	516,209,744	44,920,000,000	45,436,209,744
Ministry for Transport	109,012,799	35,000,000	-	144,012,799	38,224,400,000	38,368,412,799
Ministry of Primary Health Care	702,177,725	50,000,000	-	752,177,725	19,779,758,480	20,531,936,205
Ministry of Water Resources	85,642,799	1,135,260,146	-	1,220,902,945	18,824,497,157	20,045,400,103
Government House	113,644,136	8,000,000,000	-	8,113,644,136	6,500,000,000	14,613,644,136
Ministry of Livestock & Fisheries Development	618,222,221	45,000,000	-	663,222,221	10,050,000,000	10,713,222,221
Ministry of Youth & Sport Development	276,548,326	450,000,000	-	726,548,326	9,870,000,000	10,596,548,326
Ministry of Homeland Security	50,569,799	7,400,000,000	-	7,450,569,799	2,200,000,000	9,650,569,799
State House of Assembly	1,047,000,000	2,500,000,000	-	3,547,000,000	5,816,097,380	9,363,097,380
Office of the Secretary to the State Government	5,916,383,147	2,745,000,000	-	8,661,383,147	579,200,000	9,240,583,147
Ministry of Power and Renewable Energy	212,840,574	40,000,000	-	252,840,574	7,758,999,997	8,011,840,571
Ministry for Local Government and Chieftaincy Affairs	283,753,799	6,318,000,000	-	6,601,753,799	40,000,000	6,641,753,799
Ministry of Gender Affairs	277,462,799	800,000,000	-	1,077,462,799	4,870,000,000	5,947,462,799
Other Main Orgs	90,559,743,412	10,021,402,422	0	100,581,145,833	108,814,287,315	209,395,433,148
Total Expenditure	104,301,616,470	46,179,662,568	49,171,092,406	199,652,371,443	1,359,235,193,915	1,558,887,565,358





Total Expenditure by Functional Classification

4.2

Function	2025 Approved Budget
Total Expenditure	1,558,887,565,358.00
GENERAL PUBLIC SERVICES	278,246,766,856.76
PUBLIC ORDER AND SAFETY	32,150,817,641.45
ECONOMIC AFFAIRS	1,001,576,451,682.93
ENVIRONMENTAL PROTECTION	4,992,732,931.10
HOUSING AND COMMUNITY AMMENITIES	11,219,093,194.80
HEALTH	100,441,166,209.07
MEDICAL PRODUCTS, APPLIANCES, AND EQUIPMENT	10,744,971,980.00
OUTPATIENT SERVICES	9,931,527,826.00
HOSPITAL SERVICES	50,790,529,206.26
PUBLIC HEALTH SERVICES	28,084,137,196.81
HEALTH N.E.C.	890,000,000.00
RECREATION, CULTURE AND RELIGION	16,775,036,399.50
EDUCATION	69,772,458,694.40
PRE-PRIMARY AND PRIMARY EDUCATION	3,101,279,000.00
SECONDARY EDUCATION	31,345,885,883.56
TERTIARY EDUCATION	30,129,088,686.37
EDUCATION NOT DEFINABLE BY LEVEL	1,456,003,719.18
SUBSIDIARY SERVICES TO EDUCATION	3,740,201,405.29
SOCIAL PROTECTION	43,713,041,748.00

Total Expenditure by Programme Classification

4.3

Location	2025 Approved Budget
Total Expenditure	1,558,887,565,358.00
Agriculture	462,432,273,011.63
Societal Re-orientation	15,085,263,111.27
Poverty Alleviation	95,338,113,035.81
Health	96,484,666,209.07
Education	125,664,361,636.28
Housing and Urban Development	124,237,284,048.49
Gender	5,710,000,000.00
Youth	10,996,548,325.98
Environmental Improvement	14,899,170,740.12
Water Resources and Rural Development	13,137,498,496.53
Information Communication and Technology	3,472,844,122.70
Growing the Private Sector	9,063,000,000.00
Reform of Government and Governance	193,366,413,816.00
Power	12,049,497,370.04
Water Ways	16,058,038,673.95
Road	332,817,592,760.14
CLIMATE CHANGE	27,265,000,000.00
Oil and Gas Infrastructure	810,000,000.00

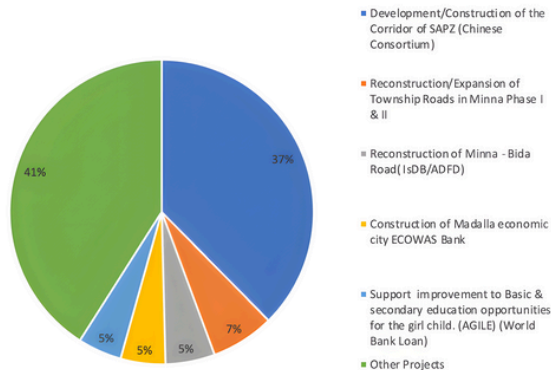
Top 20 Projects

5

Which Ministries will be Spending the Money, and on What?

Project Description	2025 Budget	Location
Development/Construction of the Corridor of SAPZ (Chinese Consortium)	365,000,000,000	STATEWIDE
Reconstruction/Expansion of Township Roads in Minna Phase I & II	65,446,072,327	CHANCHAGA
Reconstruction of Minna - Bida Road(IsDB/ADFD)	51,000,000,000	BIDA
Construction of Madalla economic city ECOWAS Bank	46,206,000,000	SULEJA
Support improvement to Basic & secondary education opportunities for the girl child. (AGILE) (World Bank Loan)	45,297,034,660	STATEWIDE
Transfer to Poor and Vulnerable Households; Food Security and Support to SMEs Affected by COVID-19 Pandemic (NCARES)	41,551,897,568	STATEWIDE
Establishment of Special Agro-Processing Zone (AFDB)	40,500,000,000	STATEWIDE
Construction of Bida Ring Road (41km)	35,271,900,790	BIDA
Conversion of Old Secretariat to School of Medical and Health Sciences, Minna (ECOWAS BANK)	35,152,800,000	STATEWIDE
Construction of Trailer Park at Mokwa, Madalla, Tafa and Kontagora (ECOWAS)	29,354,400,000	STATEWIDE
Erosion Control and Agro Climatic Activities (ACReSAL)	26,820,000,000	STATEWIDE
Construction of Roads in Minna Township (100km)	25,979,889,395	CHANCHAGA
Construction of Rural Roads and Markets)World Bank) across the State	25,680,470,254	STATEWIDE
Construction of Roads in 17 LGAs: Agaie, Edati, Gbako, Gurara, Katcha, Lapai, Lavun, Magama, Mariga, Mashegu, Mokwa, Munya, Paikoro, Rafi, Rijau, Shiroro and Tafa, Borgu bond project	25,461,028,688	STATEWIDE
Construction of Rofia to Borgu Road (90km):	25,014,167,597	BORGU
Construction of Bangi to Kanfani Bobi Road (89km)	18,799,475,405	MARIGA
Construction of Roads in Suleja Township (50km)	15,490,819,366	SULEJA
Construction of Matachibu to Bangi Road (60.3km)	15,350,000,000	MARIGA
Construction of Rural Roads and Markets)World Bank) across the State	14,200,000,000	STATEWIDE
Construction of Roads in Kontagora Township (50km)	13,949,624,375	KONTAGORA
Other Projects	397,709,613,490	
Total Capital Expenditure	1,359,235,193,915	

Top Five Projects





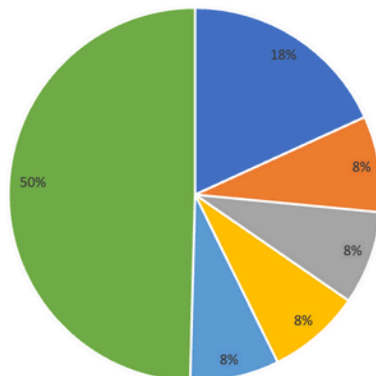
Citizens Projects

6

How Much Have We Allocated to Citizens Nominated Projects?

Project Description	2025 Budget	Location
i. Purchase and distribution of 150,000 litres Organic fertilizer across the 25 LGAs	2,000,000,000	STATEWIDE
i. Provision of 500 Tube Wells at Ndiga, Yandayi, Tufa, Zhitu and Gbogan.	915,000,000	LAVUN
Complete Renovation of GSS, Suleja	889,778,965	SULEJA
Complete Renovation of GSC Wushishi	889,778,965	WUSHISHI
Complete Renovation of GSS, Doko	850,000,000	LAVUN
Electrification of Bangi to Kotonkoro, Mariga LGA	500,000,000	MARIGA
Rehabilitation of Mana Water Works in Bida	400,870,474	BIDA
Electrification of Bangi Shadadi, Mariga LGA	400,000,000	MARIGA
Complete Renovation of GDSS, Eyagi-Bida	356,414,223	BIDA
Reconstruction of 33kv Line Ibbi to Daja and 6no Communities, Mashegu LG	309,000,000	MASHEGU
Training of 180no Youth on Tailoring, Vulcanizing, Sewing, baking. Knitting and Barbing saloon in 3 Senatorial Zones	276,137,532	STATEWIDE
Electrification of Gamunu Village	210,381,329	LAVUN
Construction of PHC at Sabon Madina, Lavun LGA	200,000,000	LAVUN
Construction of PHC at Magamam Daji, Magama LGA	200,000,000	MAGAMA
Construction of BHC at Muregi, Mokwa LGA	200,000,000	MOKWA
Construction of PHC at Dandaudu, Munya LGA	200,000,000	MUNYA
Construction of PHC Center at Ishau, Paikoro LGA	200,000,000	PAIKORO
Construction of Kwaki PHC Center, Shiroro LGA	200,000,000	SHIRORO
Construction of PHC at Angwa Tudu, Suleja LGA	200,000,000	SULEJA
Construction of Tungan Sayadi PHC Center, Wushishi LGA	200,000,000	WUSHISHI
Others Citizens Nominated Projects	5,451,998,045	
Total Value of Citizens Nominated Projects	15,049,359,535	

Top Five Citizens Nominated Projects



- i. Purchase and distribution of 150,000 litres Organic fertilizer across the 25 LGAs
- i. Provision of 500 Tube Wells at Ndiga, Yandayi, Tufa, Zhitu and Gbogan.
- Complete Renovation of GSS, Suleja
- Complete Renovation of GSC Wushishi
- Complete Renovation of GSS, Doko
- Others Citizens Nominated Projects

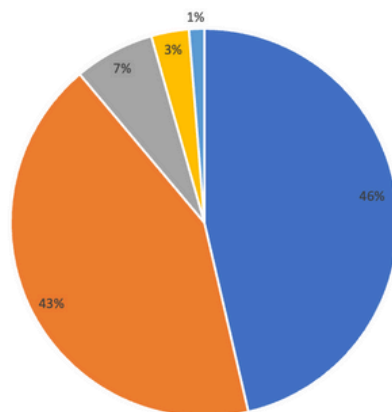
GESI Projects

7

How Much Have We Allocated to Gender, Equity & Social Inclusion Responsive Projects?

Project Description	2025 Budget	Implementing MDA
Support improvement to Basic & secondary education opportunities for the girl child. (AGILE) (World Bank Loan)	45,297,034,660	Ministry of Education
Transfer to Poor and Vulnerable Households; Food Security and Support to SMEs Affected by COVID-19 Pandemic (NCARES)	41,551,897,568	Planning commission
At Risk Children Programme (ARC-P)- to States for Improving Literacy and Skills Among Vulnerable Children	6,553,745,500	Planning commission
Women Empowerment Programme (World Bank)	3,070,000,000	Ministry of Gender
Nutr: 25 - Nutrition Activities for the Maternal and Children in the 25 LGAs	1,250,000,000	Ministry of Health
Procurement and Distribution of 300 tons of Assorted Grains, 5,000 Mattresses and Mats, 5,000 Plastic Buckets, 5,000 Blankets and Livelihood Support.	1,000,000,000	Ministry of Humanitarian Affairs
Nutri:25 - Nutrition Activities for Women Across the State	500,000,000	Ministry of Gender
Nutri- 25 Enrolment into State Health Insurance for Women and Children Across the 25 LGAs	500,000,000	Ministry of Health
Conversion of Social Rehabilitation Centre to Neuro Psychiatric	500,000,000	Ministry of Health
Support to Governance, Environmental Issues and Youth Empowerment Activities (UNDP)	390,780,000	Planning commission
Sensitization and Promotion of Girl child education (UNICEF)	305,407,527	Ministry of Education
Improvement of Maternal, Adolescent and Child Nutrition	260,000,000	Ministry of Health
Training of 180no Youth on Tailoring, Vulcanizing, Sewing, baking. Knitting and Barbing saloon in 3 Senatorial Zones	225,000,000	Ministry of Youth & Sport
Training of 1000 youths on software engineering, web design, online blogging and virtual assistance	200,000,000	Ministry of Youth & Sport
Women in Development Activities	200,000,000	Ministry of Gender
Construction of Permanent Camps for Internally Displaced Persons at S/Pawa	150,000,000	Ministry of Humanitarian Affairs
Others GESI Projects	820,376,152	
Total Value of GESI Responsive Projects	103,290,205,905	

Top Five GESI Responsive Projects



- Support improvement to Basic & secondary education opportunities for the girl child. (AGILE) (World Bank Loan)
- Transfer to Poor and Vulnerable Households; Food Security and Support to SMEs Affected by COVID-19 Pandemic (NCARES)
- At Risk Children Programme (ARC-P)- to States for Improving Literacy and Skills Among Vulnerable Children
- Women Empowerment Programme (World Bank)
- Nutr: 25 - Nutrition Activities for the Maternal and Children in the 25 LGAs



Basic Education Expenditure

8

Total Expenditure

11.3Bn

Ministry of
Basic & Secondary
Education
4Bn

Ministry of
Basic & Secondary
Education
11.3Bn

State Universal
Education
Board-SUBEB
7.3Bn

Basic Education Expenditure by Economic Classification

Economic	2025 Approved Budget
Total Expenditure	11,300,668,000.00
TOTAL EXPENDITURES	<u>11,300,668,000.00</u>
OTHER RECURRENT COSTS	<u>4,000,000,000.00</u>
OVERHEAD COST	3,872,344,227.00
TRAVEL & TRANSPORT - GENERAL	90,000,000.00
UTILITIES - GENERAL	8,000,000.00
MATERIALS & SUPPLIES - GENERAL	6,000,000.00
MAINTENANCE SERVICES - GENERAL	30,000,000.00
TRAINING - GENERAL	3,268,694.00
CONSULTING & PROFESSIONAL SERVICES - GENER	11,000,742.00
MISCELLANEOUS EXPENSES GENERAL	3,724,074,791.00
GRANTS AND CONTRIBUTIONS GENERAL	127,655,773.00
CAPITAL EXPENDITURE	<u>7,300,668,000.00</u>
CONSTRUCTION / PROVISION	3,051,279,000.00
REHABILITATION / REPAIRS	4,249,389,000.00

Top Basic Education Projects

Project Name	Economic Code and Description	Location Code and Description	2025 Approved Budget
Total Capital Expenditure			7,300,668,000.00
Renovation of Junior Secondary School Doko, Lavun LGA	23030106 - REHABILITATION / REPAIRS - PUBLIC SCHOOLS	12611200 - LAVUN	435,000,000.00
Construction of Block of Three Classroom With Office at Enagi Primary School	23020107 - CONSTRUCTION / PROVISION OF PUBLIC SCHOOLS	12610600 - EDATI	300,000,000.00
Renovation of a Block of Four Classroom Eppa Primary School, Makwa LGA.	23030106 - REHABILITATION / REPAIRS - PUBLIC SCHOOLS	12611700 - MOKOWA	330,000,000.00
Rehabilitation of junior schondary school batati, Gbako LGA	23030106 - REHABILITATION / REPAIRS - PUBLIC SCHOOLS	12610700 - GBAKO	560,789,000.00
Provision of 7000no. Desk and Chairs in Primary Schools at wushishi	23020107 - CONSTRUCTION / PROVISION OF PUBLIC SCHOOLS	12632500 - WUSHISHI	441,279,000.00
Construction of 2Block of 3Classrooms at Jipo Primary School, Agale LGA	23020107 - CONSTRUCTION / PROVISION OF PUBLIC SCHOOLS	12610100 - AGAIE	670,000,000.00
Renovation of Junior Secondary School Diko, Gurara LGA	23030106 - REHABILITATION / REPAIRS - PUBLIC SCHOOLS	12620800 - GURARA	457,600,000.00
Renovation of Azhi -Bisa Junior secondary School, Tafa LGA	23030106 - REHABILITATION / REPAIRS - PUBLIC SCHOOLS	12622400 - TAFA	411,000,000.00
Construction of 2no. Classroom and 1no. Office at JSS Dogon Kurmi, Tafa LGA	23020107 - CONSTRUCTION / PROVISION OF PUBLIC SCHOOLS	12622400 - TAFA	650,000,000.00
Renovation of Junior Secondary School Erena, Shiroro LGA	23030106 - REHABILITATION / REPAIRS - PUBLIC SCHOOLS	12622200 - SHIRORO	450,000,000.00
Construction of Additional 3no. Classroom at Pandogari Primary School , Rafi LGA	23020107 - CONSTRUCTION / PROVISION OF PUBLIC SCHOOLS	12622000 - RAFI	430,000,000.00
Renovation and Fancing of Junior Secondary School Igade, Mashegu LGA	23030106 - REHABILITATION / REPAIRS - PUBLIC SCHOOLS	12631500 - MASHEGU	405,000,000.00
Construction of 2Block of Classroom at Sabongarin Ushe, Rijau LGA	23020107 - CONSTRUCTION / PROVISION OF PUBLIC SCHOOLS	12632100 - RIJAU	560,000,000.00
Renovation of Busuru primary school, Agwara LGA	23030106 - REHABILITATION / REPAIRS - PUBLIC SCHOOLS	12630200 - AGWARA	370,000,000.00
Rehabillation of junior schondary school Gufanti, Borgu LGA	23030106 - REHABILITATION / REPAIRS - PUBLIC SCHOOLS	12630400 - BORGU	450,000,000.00
Renovation and Furnishing of a Block of Class at JSS Yangalu, Magama LGA	23030106 - REHABILITATION / REPAIRS - PUBLIC SCHOOLS	12631300 - MAGAMA	380,000,000.00



Primary Health Expenditure

9

Total Expenditure
21.2Bn

Ministry of
Housing & Urban
Renewal
21Bn

Ministry of
Primary Healthcare
19.8Bn

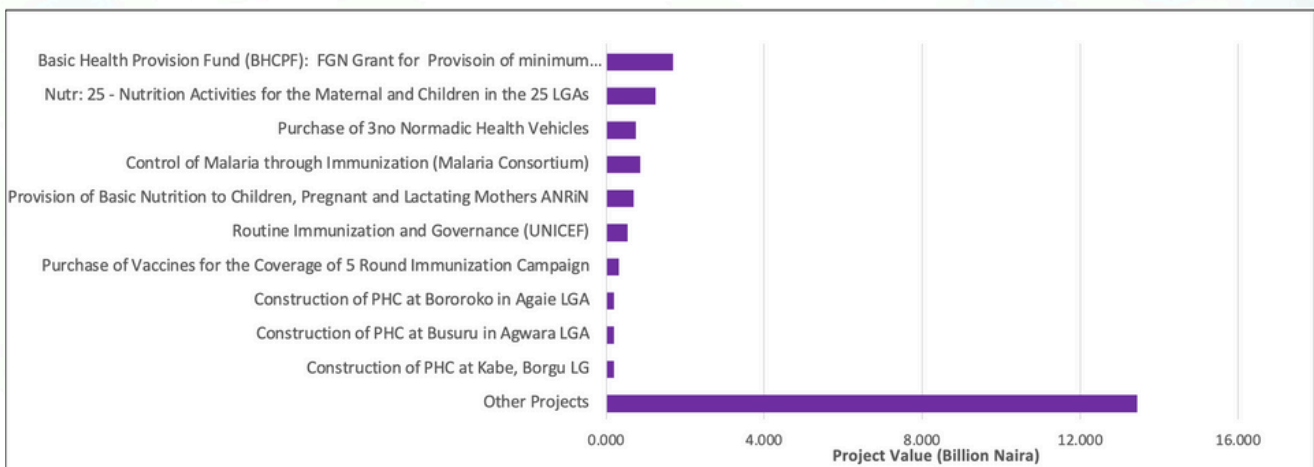
Ministry of
Secondary &
Tertiary Health
1.3Bn

Primary Health Expenditure by Economic Classification

Economic	2025 Approved Budget
Total Expenditure	21,168,160,205.41
EXPENDITURES	<u>21,168,160,205.41</u>
PERSONNEL COST	<u>702,177,725.41</u>
SALARY	614,725,188.89
ALLOWANCES AND SOCIAL CONTRIBUTION	87,452,536.52
OTHER RECURRENT COSTS	<u>296,000,000.00</u>
OVERHEAD COST	281,700,000.00
GRANTS AND CONTRIBUTIONS GENERAL	14,300,000.00
CAPITAL EXPENDITURE	<u>20,169,982,480.00</u>
FIXED ASSETS PURCHASED	2,380,000,000.00
CONSTRUCTION / PROVISION	6,310,000,000.00
REHABILITATION / REPAIRS	5,150,000,000.00
PRESERVATION OF THE ENVIRONMENT	90,000,000.00
OTHER CAPITAL PROJECTS	6,239,982,480.00
ACQUISITION OF NON TANGIBLE ASSETS	6,239,982,480.00
RESEARCH AND DEVELOPMENT	6,139,982,480.00
MONITORING AND EVALUATION	100,000,000.00

What are the Major Capital Investments Projects in the Primary Healthcare Sector?

Project	Location (LGA)	Ongoing / New	2025 Budget Provision
Basic Health Provision Fund (BHCPF): FGN Grant for Provisoin of minimum package of Health Service & Fiscal Space for PHCs	STATEWIDE	Ongoing	1,690,500,000.00
Nutr: 25 - Nutrition Activities for the Maternal and Children in the 25 LGAs	STATEWIDE	Ongoing	1,250,000,000.00
Purchase of 3no Normadic Health Vehicles	STATEWIDE	Ongoing	750,000,000.00
Control of Malaria through Immunization (Malaria Consortium)	STATEWIDE	Ongoing	860,000,000.00
Provision of Basic Nutrition to Children, Pregnant and Lactating Mothers ANRiN	STATEWIDE	Ongoing	696,471,980.00
Routine Immunization and Governance (UNICEF)	STATEWIDE	Ongoing	551,510,500.00
Purchase of Vaccines for the Coverage of 5 Round Immunization Campaign	STATEWIDE	Ongoing	325,000,000.00
Construction of PHC at Bororoko in Agaie LGA	AGAIE	New	200,000,000.00
Construction of PHC at Busuru in Agwara LGA	AGWARA	New	200,000,000.00
Construction of PHC at Kabe, Borgu LG	BORGU	New	200,000,000.00
Other Projects			13,446,500,000.00
Total Capital Expenditure			20,169,982,480.00





For more info Contact Us



nogp.nigerstate.gov.ng



nogp@nigerstate.gov.ng



+2348034344444